

EMS
SC-51-0100-0001-9
9 SmartCell Fire
Manual Call Point



EMS SC-51-0100-0001-99 SmartCell Fire Manual Call Point Owner's Manual

[Home](#) » [EMS](#) » EMS SC-51-0100-0001-99 SmartCell Fire Manual Call Point Owner's Manual 

Contents

- [1 EMS SC-51-0100-0001-99 SmartCell Fire Manual Call Point](#)
- [2 Specifications](#)
- [3 Installation](#)
- [4 Battery Replacement](#)
- [5 Maintenance](#)
- [6 FAQs](#)
- [7 Documents / Resources](#)
 - [7.1 References](#)
- [8 Related Posts](#)



EMS SC-51-0100-0001-99 SmartCell Fire Manual Call Point



Specifications

General	
---------	--

Status indication	LED
Wireless frequency	868 MHz
Compatibility	SmartCell
Electrical	
Batteries	2 x ER14505M 3.6 V lithium thionyl chloride batteries (Fanso or Titus)
Physical	
Physical dimensions	92 x 97 x 47 mm (W x H x D)
Net weight	0.2 kg
Colour	Red
Mounting type	Wall mount
Environmental	
Operating temperature	-10 to +55°C
Storage temperature	-10 to +55°C (without batteries)
Relative humidity	95% noncondensing max.
Environment	Indoor
Regulatory	
Compliance	CE
Certification	CPR
Standards	EN54-11 EN54-13 EN54-25

Overview

The SmartCell Call Point is quick and easy to install and offers individual addressing at the SmartCell Control Panel. Features include a protective transparent cover, bidirectional 868 MHz communication, fire indication LED and an anti-tamper locking mechanism. This device is third party certified and compatible with the full SmartCell product range.

Details

- Quick and easy to install
- Compact enclosure
- Includes a protective transparent cover
- Unique design
- Inbuilt locking mechanism

Installation

1. Locate a suitable wall mount location.
2. Fix the call point securely to the wall using appropriate mounting hardware.
3. Ensure proper alignment for optimal performance.

Battery Replacement

The SmartCell Fire Manual Call Point requires 2 x ER14505M 3.6 V lithium thionyl chloride batteries for operation. To replace batteries:

1. Open the device's protective cover.
2. Remove the old batteries.
3. Insert the new batteries, ensuring correct polarity.
4. Close the protective cover securely.

Maintenance

Regularly check the device for any signs of damage or tampering. Keep the transparent cover clean for optimal visibility of the LED indicator.

FAQs


Q: Can I use rechargeable batteries in the SmartCell Fire Manual Call Point?

A: No, the device requires 2 x ER14505M 3.6 V lithium thionyl chloride batteries for proper functionality. Rechargeable batteries are not recommended.



Q: Is the SmartCell Call Point suitable for outdoor use?

A: No, the device is designed for indoor use only. Exposing it to outdoor conditions may affect its performance and durability.

Documents / Resources

	<p>EMS SC-51-0100-0001-99 SmartCell Fire Manual Call Point [pdf] Owner's Manual SC-51-0100-0001-99 SmartCell Fire Manual Call Point, SC-51-0100-0001-99, SmartCell Fire Manual Call Point, Fire Manual Call Point, Manual Call Point, Call Point, Point</p>
-------------------------------------------------------------------------------------	---------------------------------------------------------------------------------------------------------------------------------------------------------------------------------------------------------------------------------------------------------------------------------

References

-  [Fire Security Products](#)
-  [TCPDF](#)
- [User Manual](#)

[Manuals+](#), [Privacy Policy](#)

This website is an independent publication and is neither affiliated with nor endorsed by any of the trademark owners. The "Bluetooth®" word mark and logos are registered trademarks owned by Bluetooth SIG, Inc. The "Wi-Fi®" word mark and logos are registered trademarks owned by the Wi-Fi Alliance. Any use of these marks on this website does not imply any affiliation with or endorsement.