



ST-401 Temperature and Humidity Transmitter



ems Kontrol ST-401 Temperature and Humidity Transmitter User Manual

[Home](#) » [ems kontrol](#) » ems Kontrol ST-401 Temperature and Humidity Transmitter User Manual 

Contents

- 1 ems Kontrol ST-401 Temperature and Humidity Transmitter
- 2 Product Information
- 3 SPECIFICATION
- 4 PRODUCT DESCRIPTION
- 5 Technical Data
- 6 INSTALLATION
- 7 MODBUS RTU COMMUNICATION STRUCTURE
- 8 CALIBRATION
- 9 WARRANTY TERMS
- 10 FAQ
- 11 Documents / Resources
 - 11.1 References



ems Kontrol ST-401 Temperature and Humidity Transmitter



Specifications

- **Product Name:** Temperature and Humidity Transmitter
- **Supply Voltage:** 12-24 V DC
- **Output:** 0-10 V / 4-20 mA / Modbus
- **Measurement Range (Humidity):** 0 – 100 %
- **Protection Class:** IP 67 (Excluding Sensor)

Product Information

The Temperature and Humidity Transmitter precisely measures temperature and relative humidity values and outputs them as analog. It can operate with a supply between 12 V DC and 24 V DC. Measurement values are taken from the analog output terminals and transferred to the desired location.

General Features

- Accurate and Precise Measuring
- Analog Output
- Durable and Handy Design
- Long Operating Life
- Cleanable Filter
- Easy Assembling
- IP 67 Plastic Case (Excluding Sensor)

Areas of Use

HVAC Applications, Poultry Automation and Poultry Farms, Cold Storage, Incubation Rooms, Food Storage, Air Conditioning Cabinets, Clean Rooms and Laboratories.

Rules to be Considered for Safety

Sizes:

- A: 172 mm
- B: 65 mm
- C: 40 mm
- a: 115 mm
- b: 36 mm
- c: 20 mm

Installation

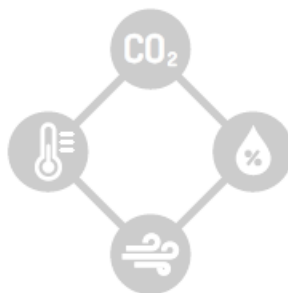
1. Unpack the product and open the top cover.
2. Make cable connections accordingly.
3. If the product will be mounted on the wall, use the screws and dowels in the package. It starts measuring 30 seconds after the product is energized. It is recommended that the product remains in the environment for at least 5 minutes to get healthy measurement values.
4. Use shielded cable as communication cable to prevent signal interference from external influences.
5. Check the measurement values again after cable installation due to resistance created by the communication cable.

MODBUS RTU Communication Structure

RS485 Baud rate value in Modbus communication is 9600 by default. Stop bit: 1, Parity: NONE. Default Slave ID is 82.

Temperature values are kept in the holding register at address 2 (40003) and humidity values are kept in the holding register at address 3 (40004). Temperature and humidity information can be obtained by reading these registers.

TEMPERATURE AND HUMIDITY TRANSMITTER



SPECIFICATION

Product Code	Output Signal
ST-401	0-10 V
ST-441	4-20 mA
ST-461	Modbus RTU

PRODUCT DESCRIPTION

WHAT IS IT?

Temperature and humidity transmitter precisely measures temperature and relative humidity values and outputs them as analog.

HOW DOES IT WORK?

It can operate with a supply between 12 V DC and 24 V DC. Measurement values are taken from the analog output terminals and transferred to the desired location.

GENERAL FEATURES

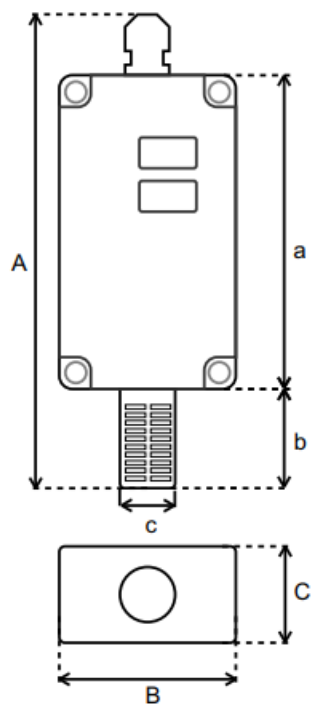
Accurate and Precise Measuring, Analog Output, Durable and Handy Design, Long Operating Life, Cleanable Filter, Easy Assembly, IP 67 Plastic Case (Excluding Sensor)

AREAS OF USE

HVAC Applications, Poultry Automation and Poultry Farms, Cold Storage, Incubation Rooms, Food Storage, Air Conditioning Cabinets, Clean Rooms and Laboratories.

RULES TO BE CONSIDERED FOR SAFETY

1. Always read the user manual before using the device and its apparatus.
2. Damages caused by opening, breaking or misuse of the plastic parts of the device and its apparatus are considered out of warranty.
3. Keep the device and its apparatus away from external influences such as liquid, high dust, high temperature, etc. and protect them.
4. Do not expose the device cables to any jamming and pressure.
5. Disconnect the electrical power when your device is not used for a long time.
6. Our devices and apparatus should be used by paying attention to the points in the user manual. In case of damages and malfunctions arising from external use (liquid contact, falling to the ground, etc.) ask for help from the service.
7. Failures due to electrical connection errors and electrical voltage or current errors are not covered by the warranty.



Sizes	
A	172 mm
B	65 mm
C	40 mm
a	115 mm
b	36 mm
c	20 mm

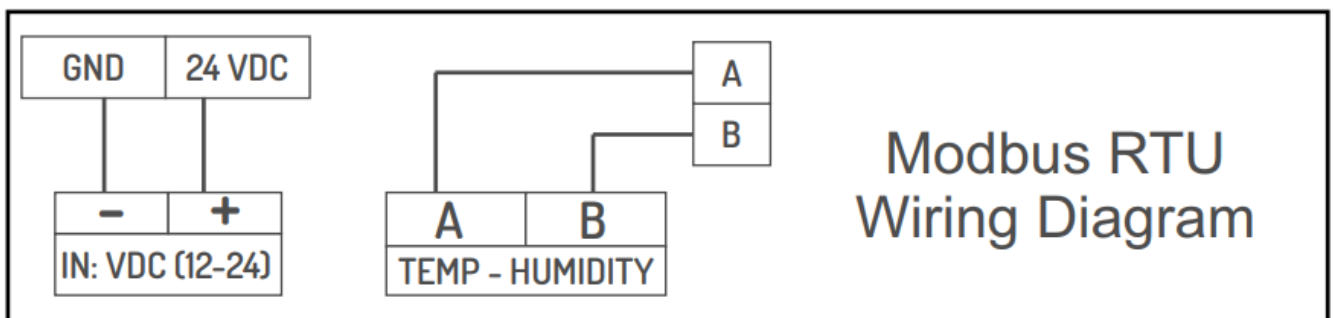
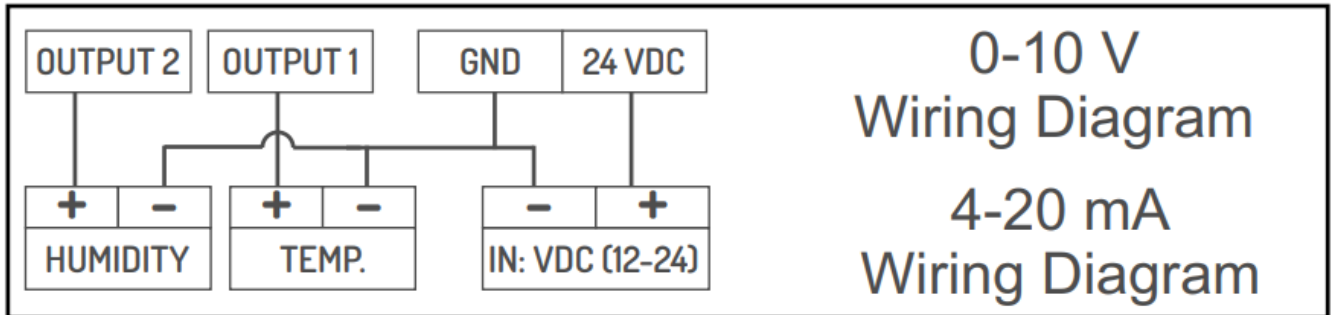
Technical Data

Product Name:	Temperature and Humidity Transmitter
Supply Voltage:	12-24 V DC
Output:	0-10 V / 4-20 mA / Modbus
Measurement Range (Temperature):	0 – 50°C / (-20) – (+80)°C
Precision (Temperature):	± 0,1 °C
Accuracy (Temperature):	± 0,3 °C
Measurement Range (Humidity):	0 – 100 %
Precision (Humidity):	± % 1
Accuracy (Humidity):	± % 3
Operating Temperature:	(-10°C) – (+55°C)
Storage Temperature:	(-20°C) – (+60°C)
Protection Class:	IP 67 (Excluding Sensor)

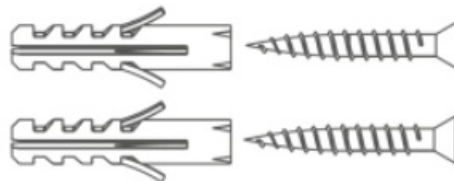
If the device is to be used outside the operating temperature, the manufacturer must be informed and approval must be obtained.

INSTALLATION

1. Unpack the product and open the top cover.
2. Make cable connections accordingly.



3. If the product will be mounted on the wall, you can use the screws and dowels in the package.



4. It starts measuring 30 seconds after the product is energized. It is recommended that the product remains in the environment for at least 5 minutes to get healthy measurement values..
5. It is recommended to use shielded cable as communication cable as it will prevent communication signals from being affected by external influences.
6. Since the communication cable will create resistance, check the measurement values again after cable installation.

MODBUS RTU COMMUNICATION STRUCTURE

RS485 Baud rate value in Modbus communication is 9600 by default. Stop bit: 1, Parity: NONE.

Default Slave ID is 82.



Temperature value is kept in the holding register at address 2 (40003) and humidity value is kept in the holding register at address 3 (40004). Temperature and humidity information can be obtained by reading these registers.

Register map and default values table:

Reg ster	Address	Default Value	Read Wr te	M n. Value	Max. Value
Slave ID	0 (40001)	82	R/W	1	247
Baud rate	1 (40002)	3	R/W	0	8
Temp. Val.	2 (40003)	–	R	–	–
Hum. Val.	3 (40004)	–	R	–	–

Slave ID and Baud rate can be changed via Modbus communication. For this, the desired Slave ID is written to the register with address 0 (40001), which is the register where the Slave ID is located. Likewise, if the Baud rate is to be changed, the Baud rate can be changed by writing the value for the desired Baud rate according to the table below in the register with address 1 (40002).

M n.	Max.
Value	Value
0	1200
1	2400
2	4800
3	9600
4	14400
5	19200
6	38400
7	57600
8	115200

LED Meanings		
Power (Red)	On	Normal Operating
	Off	No Energy (Error)
Status (Green)	 On	Measurement Preperation
	 On	Normal Measurement
	Off	Error - Fault

CALIBRATION

1. Temperature and humidity measurement calibration cannot be done on the product.

Calibration is done at the production site.

2. The need for calibration due to the communication cable during use should be done on the control panel, not on the product.

DECLARATION OF CONFORMITY

Headquarters and place of production, Halkapinar Mah. 1376 Sok. Boran Plaza No:1/L Konak / IZMIR – TURKIYE, EMS KONTROL ELEKTRONİK VE MAKİNE SAN. TİC. A.Ş. declares that the product marked with CE, whose name and specifications are given below, covers the specified directives and provisions.

- Brand: EMS KONTROL
- Product Name: ST- 4XX
- Product Type: Temperature and Humidity Transmitter

Compatible Directives:

Elektromagnetic Compatibility Directive

2014/30/EU (EMC EN 61000-6-3: 2007 + A1: 2011, EN 61000-6-1: 2007)

Low Voltage Directive

2014/35/EU (LVD EN 60730-2-9:2010, EN 60730-1:2011)

Additional information: This product can be used in combination with other devices and compliance with the directives covers only the product. EMS KONTROL is not responsible for the compliance of entire system with the directives.

This declaration is not valid if the product is modified without our approval.



**EMS KONTROL ELEKTRONİK
VE MAKİNE SAN. TİC. A.Ş.**
Halkapınar Mahallesi 1376 Sok. Boran Plaza
No:1/L Konak / IZMİR
EĞE V.D. 334 104 4628
Mersis No: 033410446280001

WARRANTY TERMS

1. The warranty period of the devices and apparatus starts from the invoice date and is guaranteed for 2 years against manufacturing defects.
2. Devices and apparatus are delivered to the customer in working condition in our company. On-site commissioning is subject to service fee.
3. The repair of the devices and apparatus under warranty is carried out in our company as a result of sending them with the transportation company contracted by our company. In on-site services, transportation and accommodation expenses of the service personnel belong to the customer. The cost of the working time spent on the road is added to the service fee and the collection is made in advance.
4. Maintenance of devices and apparatus is done in our company. Transportation and transportation fees of the devices and apparatus to and from our company for maintenance belong to the customer.
5. In case of malfunction of the devices and apparatus whose warranty period continues, whether the malfunction is caused by the fault of the customer or the manufacturer is tested in our company and reported with the report

to be issued by our company.

6. In case of detection of manufacturer-induced faults of the devices and apparatus whose warranty period continues, the customer may request a replacement or may request that the repair costs of the devices and apparatus be fully covered by the manufacturer, provided that it does not exceed the product price.
7. In the event that the faults of the devices and apparatus whose warranty period continues are determined to be caused by the customer, all costs belong to the customer.
8. If the customer does not indicate that he/she is aware of the defects in the devices and apparatus from the date the warranty period starts or in cases where he/she is expected to be aware, he/she cannot benefit from Article 6.
9. Failures arising from the use of devices and apparatus contrary to the points in the user manual are not covered by the warranty.
10. Devices and apparatus are not covered by the warranty if they are beaten, broken or scratched by the customer.
11. Damages caused by the use of devices and apparatus of other brands and models without the approval of the manufacturer are not covered by the warranty.
12. Errors caused by rusting, oxidation and liquid contact due to working in dusty / acidic / humid environments are not covered by the warranty.
13. Damages that may occur during transportation of devices and apparatus are not covered by the warranty. If the customer wishes, he/she can have transportation insurance.
14. Damages caused by mains voltage / faulty electrical installation are not covered by the warranty.
15. Devices and apparatus are not covered by the warranty in case of malfunctions caused by force majeure such as fire, flood, earthquake, etc.
16. All parts of the devices and apparatus, including all parts, are covered by our company's warranty.
17. If the devices and apparatus malfunction within the warranty period, the time spent in repair shall be added to the warranty period. The repair period of the goods shall not exceed 20 working days. This period starts from the date of notification of the malfunction of the goods to the service station, in the absence of a service station, to the seller, dealer, agent, representative, importer or manufacturer – manufacturer of the goods. It is possible for the consumer to notify the malfunction by telephone, fax, e-mail, registered letter with return receipt or similar means. However, in case of dispute, the burden of proof belongs to the consumer. If the malfunction of the goods is not resolved within 20 business days, the manufacturer- manufacturer or importer; until the repair of the goods is completed, another goods with similar characteristics must be allocated to the use of the consumer.
18. Despite the consumer's right to repair the goods; -Provided that it is within the warranty period from the date of delivery to the consumer, it fails at least four times within a year or six times within the warranty period determined by the manufacturer-manufacturer and / or importer, as well as the fact that these failures make the inability to benefit from the goods continuous,-Exceeding the maximum time required for repair, -If it is determined that it is not possible to repair the malfunction with the report to be issued by the service station of the company's service station, if the service station is not available, respectively by one of its dealer, dealer, agency, representative, importer or manufacturer- manufacturer, it may request a refund or a price reduction at the rate of defect.
19. Customer may file complaints and objections to consumer courts or consumer arbitration committees.
20. The warranty certificate must be kept by the customer during the warranty period. In case of loss of the document, a second document will not be issued. In case of loss, repair and replacement of devices and apparatus will be made for a fee.



This device is a Waste Electrical and Electronic Device according to the directives applied in Europe 2002/96/EC. (WEEE) Before scrapping or throwing away this device, you must prevent its potential negative consequences for the environment and human health. Otherwise it would be inappropriate waste. This symbol on the product is intended to warn that the product should not be treated as household waste and should be delivered to electrical and electronic waste collection points.

Disposal of the product must be done in accordance with local environmental regulations. You can obtain detailed information from authorized units on how to destroy, reuse and recycle the product..

Manufacturer's

- Title: EMS KONTROL ELEKTRONİK VE MAKİNE SAN. VE TİC. A.Ş.
- Address: Halkapınar Mah. 1376 Sokak Boran
- Plaza No:1/L Konak / İzmir-TÜRKİYE
- Telephone: 0 (232) 431 2121
- E-Mail: info@emskontrol.com

Company Stamp

EMS KONTROL ELEKTRONİK
VE MAKİNE SAN. TİC. A.Ş.
Halkapınar Mahallesi 1376 Sk.Boran Plaza
No:1/L Konak / İZ MİR
EĞE V.D. 334 104 4628
Mersis No 033410446280001

Product's

- Type: Temperature and Humidity Transmitter
- Brand: EMS Kontrol
- Model: ST-4XX
- Warranty Duration: 2 Years
- Maximum Repair Time: 20 Days
- Banderol and Serial Number:

Vendor Company

- Title: .
- Address:
- Telephone:
- Faks
- E-Mail:..

- Invoice Date and Number:
- Delivery Date and Place:
- Signature of Authorised Person:
- Company Stamp:



Product's

- Type: Temperature and Humidity Transmitter
- Brand: EMS KONTROL
- Model: ST-4XX

EMS Kontrol reserves the right to make changes and improvements to the product specifications and user manual.

For all changes, please visit emskontrol.com.


www.emskontrol.com

FAQ

Q: How can I change the Slave ID and Baud rate for MODBUS communication?

A: The Slave ID and Baud rate can be changed via Modbus communication. To change the Slave ID, write the desired Slave ID to the register with address 0 (40001). Similarly, to change the Baud rate, write the value for the desired Baud rate according to the table below in the register with address 1 (40002).

Documents / Resources



[ems Kontrol ST-401 Temperature and Humidity Transmitter](#) [pdf] User Manual
ST-401, ST-441, ST-461, ST-401 Temperature and Humidity Transmitter, Temperature and Humidity Transmitter, Humidity Transmitter, Transmitter

References

- [User Manual](#)

[Manuals+](#), [Privacy Policy](#)

This website is an independent publication and is neither affiliated with nor endorsed by any of the trademark owners. The "Bluetooth®" word mark and logos are registered trademarks owned by Bluetooth SIG, Inc. The "Wi-Fi®" word mark and logos are registered trademarks owned by the Wi-Fi Alliance. Any use of these marks on this website does not imply any affiliation with or endorsement.