



ems kontrol BR-411 Differential Pressure Control Device User Manual

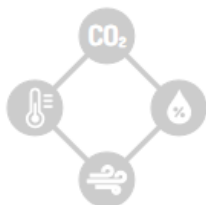
[Home](#) » [ems kontrol](#) » ems kontrol BR-411 Differential Pressure Control Device User Manual 

ems kontrol BR-411 Differential Pressure Control Device User Manual



DIFFERENTIAL PRESSURE CONTROL DEVICE

BR-411 USER MANUAL



www.emskontrol.com



Product Code	Output Signal
BR-411	Relay (2A)

kk-04.12 rev-2.7 / 30.09.24

www.emskontrol.com

WHAT IS IT?

Differential pressure control device allows you to control the pressure devices you are using within the desired value range by precisely measuring the pressure difference between two points.

HOW DOES IT WORK?

It can operate with a supply between 12 V DC and 24 V DC. Depending on your temperature and humidity device, you can control your devices with the help of our direct control device or contactor.

GENERAL FEATURES

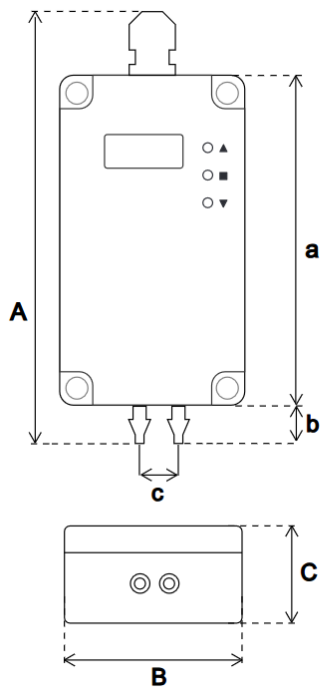
Accurate and Precise Measuring, 1 Relay Output, Buzzer (Optional), Durable and Handy Design, Long Operating Life, Easy Assembling, Adjustable Relay Sensitivity

AREAS OF USE

HVAC Applications, Poultry Automaton and Poultry Farms, Cold Storage, Incubation Rooms, Food Storage, Ar Conditioning Cabinets, Clean Rooms and Laboratories.

RULES TO BE CONSIDERED FOR SAFETY

1. Always read the user manual before using the device and its apparatus.
2. Damages caused by opening, breaking or misuse of the plastic parts of the device and its apparatus are considered out of warranty.
3. Keep the device and its apparatus away from external influences such as liquid, high dust, high temperature, etc. and protect them.
4. Do not expose the device cables to any jamming and pressure.
5. Disconnect the electrical power when your device is not used for a long time.
6. Our devices and apparatus should be used by paying attention to the points in the user manual. In case of damages and malfunctions arising from external use (liquid contact, falling to the ground, etc.) ask for help from the service.
7. Failures due to electrical connection errors and electrical voltage or current errors are not covered by the warranty.

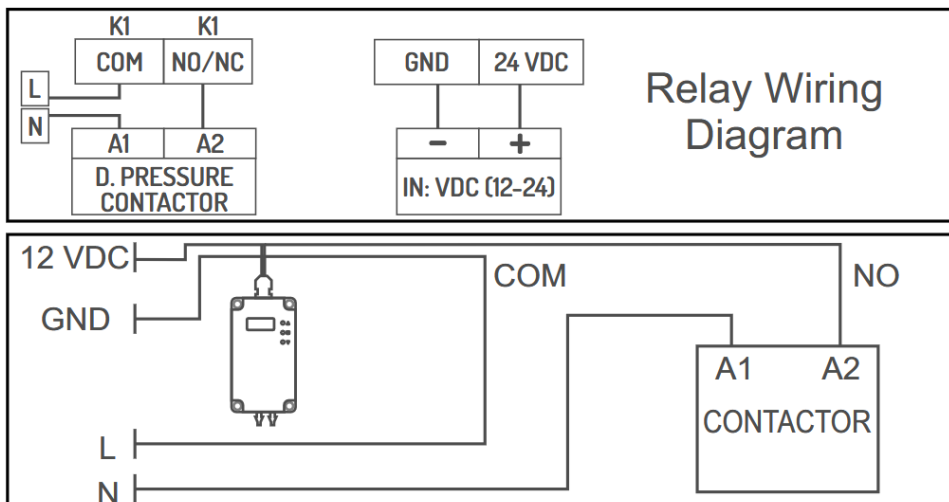


Sizes	
A	146 mm
B	65 mm
C	40 mm
a	115 mm
b	10 mm
c	12 mm

Technical Data	
Product Name:	Differential Pressure Control Device
Supply Voltage:	12-24 V DC
Output:	Relay (2A)
Measurement Range:	0-100 Pa / 0-125 Pa (-125)-(+125) Pa (-500)-(+500) Pa
Precision:	± 1 Pa
Accuracy:	$\pm \% 3$
Operating Temperature:	(-10°C) - (+55°C)
Storage Temperature:	(-20°C) - (+60°C)
Protection Class:	IP 67 (Excluding Sensor)

INSTALLATION

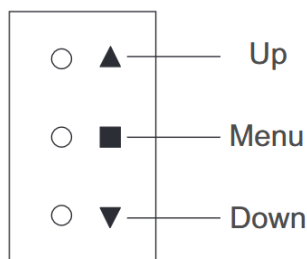
1. Unpack the product and open the top cover.
2. Make cable connections accordingly.



3. If the product will be mounted on the wall, you can use the screws and dowels in the package.
4. It starts measuring 30 seconds after the product is energized. It is recommended that the product remains in the environment for at least 5 minutes to get healthy measurement values..
5. It is recommended to use shielded cable as communication cable as it will prevent communication signals from being affected by external influences.
6. Since the communication cable will create resistance, check the measurement values again after cable installation.

SET, HYSTERESIS and NO/NC VALUES

SET VALUE ADJUSTMENT



Press and hold the menu button on the device for 2 seconds. The last set values of the device will appear and the screen will flash where you can change the value. You can increase or decrease the value with the up and down buttons. Thus, the differential pressure is set to the desired value. After 10 seconds of waiting, the current differential pressure value will return to the screen.

HYSTERESIS VALUE ADJUSTMENT

Press and hold the menu button on the device for 7 seconds. The last hysteresis value of the device will appear and the screen will flash where you can change the value. You can increase and decrease the value with the up and down buttons. Thus, differential pressure hysteresis value is set. After 10 seconds of waiting, the current differential pressure value will return to the screen.

NO/NC VALUE ADJUSTMENT

Press and hold the menu button on the device for 12 seconds. The display will start flashing. The desired value is set by using the down arrow keys to make the value NO and the up arrow keys to make the value NC. After 10 seconds of waiting, the current differential pressure value will return to the screen.

WHAT ARE NO and NC?

NO (Normally Open) opens the contact below the set value and closes the contact above the set value. NC (Normally Close) closes the contact below the set value and opens the contact above the set value.

SET VALUE DISPLAY

By pressing the up arrow key you can view the last set values of the device.

RELAY POSITION

The dot on the far right of the screen indicates whether the relay is closed or open. If the dot is lit, the relay is closed, if not, the relay is open.

BEFORE CALIBRATION

1. The product is sold as calibrated. Please do not calibrate unless necessary.
2. Perform calibration only when it is certain that the product is measuring incorrectly.
3. Disconnect the hoses at the + and – probe ends to check if the measurement value of the device is incorrect. Ensure that there is no air flow during the process. If the device measurement value is not 0 Pa, calibration can be performed.

CALIBRATION / ZERO BUTTON

1. When the up and down buttons on the product are pressed and held together for 3 seconds, the 15 minute countdown starts, the calibration process is completed after the countdown ends.
2. If the calibration process was started by mistake, press and hold the up and down buttons on the device

- together for 3 seconds. In this way, you can cancel the calibration process that you have accidentally started.
3. For verification, you can test again in an environment without air flow.
 4. If the calibration process was started by mistake, press and hold the up and down buttons on the device together for 3 seconds. In this way, you can cancel the calibration process that you have started by mistake.

DECLARATION OF CONFORMITY

Headquarters and place of production, Halkapınar
Mah. 1376 Sok. Boran Plaza No:1/L Konak / İZMİR
– TÜRKİYE, EMS KONTROL ELEKTRONİK VE MAKİNE SAN. TİC. A.Ş. declares that the product marked with
CE, whose name and specifications are given below, covers the specified directives and provisions.

Brand: EMS KONTROL
Product Name: BR- 411
Product Type: Differential Pressure Control Device

Compatible Directives:

Elektromagnetic Compatibility Directive
2014/30/EU (EMC EN 61000-6-3: 2007 + A1: 2011, EN 61000-6-1: 2007)

Low Voltage Directive
2014/35/EU (LVD EN 60730-2-9:2010, EN 60730-1:2011)

Additional information: This product can be used in combination with other devices and compliance with the directives covers only the product. EMS KONTROL is not responsible for the compliance of entire system with the directives.

This declaration is not valid if the product is modified without our approval.



**EMS KONTROL ELEKTRONİK
VE MAKİNE SAN. TİC. A.Ş.**
Halkapınar Mahallesi 1376 Sok. Boran Plaza
No:1/L Konak / İZMİR
EGE V.D. 334 104 4628
Mersis No 033410446280001

WARRANTY TERMS

1. The warranty period of the devices and apparatus starts from the invoice date and is guaranteed for 2 years against manufacturing defects.
2. Devices and apparatus are delivered to the customer in working condition in our company. On-site commissioning is subject to service fee.
3. The repair of the devices and apparatus under warranty is carried out in our company as a result of sending them with the transportation company contracted by our company. In on-site services, transportation and accommodation expenses of the service personnel belong to the customer. The cost of the working time spent

on the road is added to the service fee and the collection is made in advance.

4. Maintenance of devices and apparatus is done in our company. Transportation and transportation fees of the devices and apparatus to and from our company for maintenance belong to the customer.
5. In case of malfunction of the devices and apparatus whose warranty period continues, whether the malfunction is caused by the fault of the customer or the manufacturer is tested in our company and reported with the report to be issued by our company.
6. In case of detection of manufacturer-induced faults of the devices and apparatus whose warranty period continues, the customer may request a replacement or may request that the repair costs of the devices and apparatus be fully covered by the manufacturer, provided that it does not exceed the product price.
7. In the event that the faults of the devices and apparatus whose warranty period continues are determined to be caused by the customer, all costs belong to the customer.
8. If the customer does not indicate that he/she is aware of the defects in the devices and apparatus from the date the warranty period starts or in cases where he/she is expected to be aware, he/she cannot benefit from Article 6.
9. Failures arising from the use of devices and apparatus contrary to the points in the user manual are not covered by the warranty.
10. Devices and apparatus are not covered by the warranty if they are beaten, broken or scratched by the customer.
11. Damages caused by the use of devices and apparatus of other brands and models without the approval of the manufacturer are not covered by the warranty.
12. Errors caused by rusting, oxidation and liquid contact due to working in dusty / acidic / humid environments are not covered by the warranty.
13. Damages that may occur during transportation of devices and apparatus are not covered by the warranty. If the customer wishes, he/she can have transportation insurance.
14. Damages caused by mains voltage / faulty electrical installation are not covered by the warranty.
15. Devices and apparatus are not covered by the warranty in case of malfunctions caused by force majeure such as fire, flood, earthquake, etc.
16. All parts of the devices and apparatus, including all parts, are covered by our company's warranty.
17. If the devices and apparatus malfunction within the warranty period, the time spent in repair shall be added to the warranty period. The repair period of the goods shall not exceed 20 working days. This period starts from the date of notification of the malfunction of the goods to the service station, in the absence of a service station, to the seller, dealer, agent, representative, importer or manufacturer – manufacturer of the goods. It is possible for the consumer to notify the malfunction by telephone, fax, e-mail, registered letter with return receipt or similar means. However, in case of dispute, the burden of proof belongs to the consumer. If the malfunction of the goods is not resolved within 20 business days, the manufacturer-manufacturer or importer; until the repair of the goods is completed, another goods with similar characteristics must be allocated to the use of the consumer.
18. Despite the consumer's right to repair the goods; -Provided that it is within the warranty period from the date of delivery to the consumer, it fails at least four times within a year or six times within the warranty period determined by the manufacturer-manufacturer and / or importer, as well as the fact that these failures make the inability to benefit from the goods continuous, -Exceeding the maximum time required for repair, -If it is determined that it is not possible to repair the malfunction with the report to be issued by the service station of the company's service station, if the service station is not available, respectively by one of its dealer, dealer, agency, representative, importer or manufacturer-manufacturer, it may request a refund or a price reduction at

the rate of defect.

19. Customer may file complaints and objections to consumer courts or consumer arbitration committees.
20. The warranty certificate must be kept by the customer during the warranty period. In case of loss of the document, a second document will not be issued. In case of loss, repair and replacement of devices and apparatus will be made for a fee.



This device is a Waste Electrical and Electronic Device according to the directives applied in Europe 2002/96/EC. (WEEE) Before scrapping or throwing away this device, you must prevent its potential negative consequences for the environment and human health. Otherwise it would be inappropriate waste. This symbol on the product is intended to warn that the product should not be treated as household waste and should be delivered to electrical and electronic waste collection points. Disposal of the product must be done in accordance with local environmental regulations. You can obtain detailed information from authorized units on how to destroy, reuse and recycle the product..

Manufacturer's

Title: EMS KONTROL ELEKTRONİK VE MAKİNE SAN. VE TİC. A.Ş.

Address: Halkapınar Mah. 1376 Sokak Boran
Plaza No:1/L Konak / İzmir-TÜRKİYE
Telephone: 0 (232) 431 2121
E-Mail: info@emskontrol.com



Product's

Type: Differential Pressure Control Device
Brand: EMS Kontrol
Model: BR-411
Warranty Duration: 2 Years
Maximum Repair Time: 20 Days
Banderol and Serial Number:

**Vendor Company**

Title:
Address:
Telephone:..... Faks:.....
E-Mail:.....
Invoice Date and Number:.....
Delivery Date and Place:.....
Signature of Authorised Person:.....
Company Stamp:.....

STAMP

Product's

Type: Differential Pressure Control Device
Brand: EMS KONTROL
Model: BR-411

EMS Kontrol reserves the right to make changes and improvements to the product specifications and user manual.


*For all changes, please vist emskontrol.com.



www.emskontrol.com

Contents

- 1 Documents / Resources**
- 1.1 References**

Documents / Resources

[ems kontrol BR-411 Differential Pressure Control Device](#) [pdf] User Manual
BR-411 Differential Pressure Control Device, BR-411, Differential Pressure Control Device, Pressure Control Device, Control Device, Device

References

- [User Manual](#)

This website is an independent publication and is neither affiliated with nor endorsed by any of the trademark owners. The "Bluetooth®" word mark and logos are registered trademarks owned by Bluetooth SIG, Inc. The "Wi-Fi®" word mark and logos are registered trademarks owned by the Wi-Fi Alliance. Any use of these marks on this website does not imply any affiliation with or endorsement.