




# EMERSON Cooper-Atkins Multi-Function Thermometer Instructions

[Home](#) » [Emerson](#) » EMERSON Cooper-Atkins Multi-Function Thermometer Instructions





### Updating the firmware on the Multi-Function Thermometer (MFT)

Download the Blue2 Reader app (from the App Store or Google Play) and install it on your mobile device. Ensure Internet access is available and follow these steps to download firmware updates.



1. Launch Blue2 Reader app
2. Tap Scan on the Blue2 Reader app
3. Turn on the MFT – it will begin to blink green
4. The MFT will display in the list of available devices on the Blue2 Reader app
5. Tap the MFT in the list of devices to connect with it – it will blink blue once connected
6. On the Blue2 Reader app, tap Firmware Update
7. On the Firmware Update page, tap Check for Updates
8. The latest available firmware will be listed
9. Tap the latest available firmware
10. The app will send the new firmware to the MFT

The MFT will beep softly and the app will return to the Scan screen once the updates are complete. Verify the firmware version by connecting to the Blue2 Reader app (steps 2- 5). The current version is displayed in the



upper left corner of the screen.



Cooper-Atkins | Emerson Commercial & Residential Solutions | 33 Reeds Gap Road | Middlefield, CT 06455  
T +800-835-5011 | F +860-347-2256 | [www.cooper-atkins.com](http://www.cooper-atkins.com) | 27-275 | 0719

- Contents [ [hide](#)
- 1 Documents / Resources
- 2 Related Posts

Documents / Resources

	<a href="#">EMERSON Cooper-Atkins Multi-Function Thermometer</a> [pdf] Instructions 27-275, 20200, Cooper-Atkins Multi-Function Thermometer
	<a href="#">EMERSON Cooper-Atkins Multi-Function Thermometer</a> [pdf] Instructions Cooper-Atkins, Multi-Function Thermometer