


emerald
**AC Link Smart
Thermostat**



emerald AC Link Smart Thermostat Owner's Manual

[Home](#) » [EMERALD](#) » emerald AC Link Smart Thermostat Owner's Manual 

Contents

- [1 emerald AC Link Smart Thermostat](#)
- [2 Product Usage Instructions](#)
- [3 FAQ](#)
- [4 Pack includes](#)
- [5 SPECIFICATION](#)
- [6 Download](#)
- [7 Position](#)
- [8 Discover](#)
- [9 Documents / Resources](#)
 - [9.1 References](#)
- [10 Related Posts](#)



emerald AC Link Smart Thermostat



Product Usage Instructions

- Download the Emerald App and follow the in-app steps to connect your device.
- Position the device within 10m of your air conditioner in a clear line of sight, on a table or wall using the supplied fittings, and plug it in.
- The device automatically switches your air conditioner off when the last person leaves or turns on during off-peak times to save on bills.
- If you need more help, scan for user guides, video tutorials, and customer support at emerald.com.au/support.
- For best performance, ensure an unobstructed signal between the device and the air conditioner.

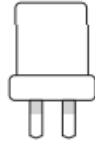
FAQ

- **Q:** Where can I find additional mounting options for the device?
- **A:** Additional mounting options can be found at emerald.com.au/aclink

Pack includes



AC Link




Plug



Type C power cable

Mounting options included



Wall screws



3M adhesive backed
magnetic metal plate

SPECIFICATION

Power supply mode	Type-C
Voltage	5V
Input current	1A
Wireless mode	Infrared, Wi-Fi
Operating frequency	2.4GHz
Infrared range	10m
Wi-Fi range	Indoor 5m / Outdoor 90m
Installation	Wall mounting / Desktop
Operating temp	-20 ~ +40 °C
Operating humidity	≤ 85%RH
Dimensions	68x28mm
Execution standard	AS4268
Warranty	2 Years

Download

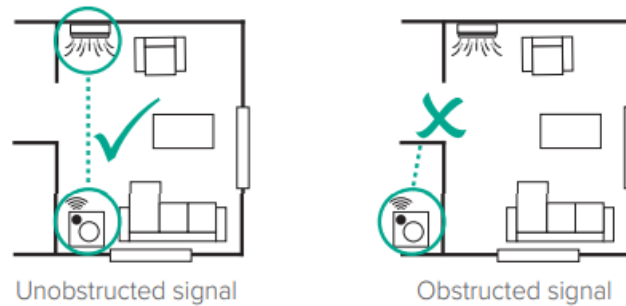
Download Emerald App

and follow the in-app steps to connect your device.



Position

Position within 10m of your air con in a clear line of sight, on a table or wall using the supplied fittings, and plug in



Discover

Automatically switches your air con off when the last person leaves or turns on during off-peak times to save on bills.



emerald.com.au/aclink

Support

Need more help?

Scan for user guides, video tutorials, and customer support.



emerald.com.au/support

Documents / Resources

	emerald AC Link Smart Thermostat [pdf] Owner's Manual AC Link Smart Thermostat, AC Link, Smart Thermostat, Thermostat
--	--

References

- [Energy Efficient Hot Water Heat Pump and Air Conditioning Solutions | Emerald](#)
- [Emerald Support | Browse Guides, Tips and Troubleshooting](#)
- [User Manual](#)

[Manuals+](#), [Privacy Policy](#)

This website is an independent publication and is neither affiliated with nor endorsed by any of the trademark owners. The "Bluetooth®" word mark and logos are registered trademarks owned by Bluetooth SIG, Inc. The "Wi-Fi®" word mark and logos are registered trademarks owned by the Wi-Fi Alliance. Any use of these marks on this website does not imply any affiliation with or endorsement.