




SU62PF-BT 1
Channel Timer
With Potential
Free Contact



ELTAKO SU62PF-BT 1 Channel Timer With Potential Free Contact Instruction Manual

[Home](#) » [Eltako](#) » ELTAKO SU62PF-BT 1 Channel Timer With Potential Free Contact Instruction Manual 

Contents

- [1 ELTAKO SU62PF-BT 1 Channel Timer With Potential Free Contact](#)
- [2 Introduction](#)
- [3 Application](#)
- [4 Using Instruction](#)
- [5 Documents / Resources](#)
 - [5.1 References](#)



ELTAKO SU62PF-BT 1 Channel Timer With Potential Free Contact



Introduction

SU62PF-BT/UC

1-channel timer with potential-free contact, Bluetooth, and ELTAKO Connect-App. 1 NO contact potential-free 10 A/250 V AC, 230 V LED lamps and ESL up to 200 W, incandescent lamps 2000 W. With the 'Astro' function. Only 0.3 watt standby loss.

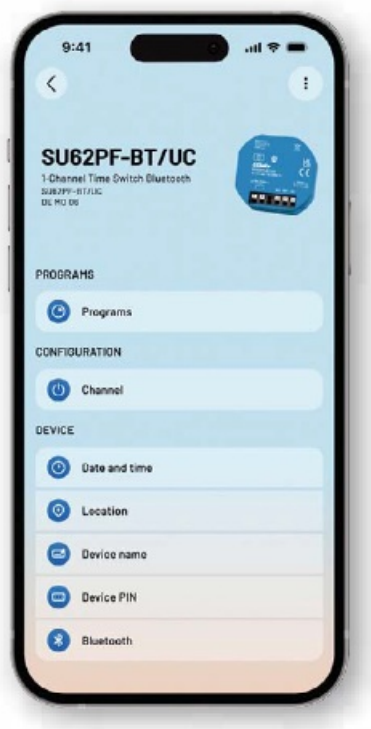


For installation. 49 x 51 mm, 20 mm deep.

Application

ELTAKO Connect-App

<https://eltako.com/redirect/eltako-connect>.



Using Instruction

- The terminals are plug-in terminals for conductor cross-sections of 0.2 mm² to 2.5 mm².
- Supply and control voltage 12-230V UC.
- Bistable relay, so there is no coil power loss and no heating even when switched on.
- Up to 60 memory locations for programming switching times. With date and automatic summer/winter time changeover. Ca. 7-day power reserve without battery. When the power returns, the timer switches the programs on again.
- Each memory location can be assigned either the Astro function (automatic switching after sunrise or sunset) or the switch-on and switch-off times; one-time program execution can be configured. The Astro switch on/off time can be changed up to ± 2 hours. A time lag of up to ± 2 hours influenced by the solstices can be entered additionally.
- The timer is set via Bluetooth with the ELTAKO Connect App. The QR code in the operating instructions links to the download of the App, which allows configuring the device.
- Pairing mode: Automatic for 3 minutes after the voltage is applied or manually using the local button (press for 5 seconds).

Briefly switching the load on and off signals that it is ready for pairing.

If the connection is not disconnected via the app, it will be automatically disconnected after 20 minutes without communication with the app. After the connection with the app has been disconnected, the timer is ready for pairing again for 3 minutes but can be manually terminated using the local button (press for 5 seconds). Switching the load on and off twice signals the end of the pairing readiness.

- **Change PIN:** The PIN for the Bluetooth connection can be changed in the app under the Device PIN entry.

- **Bluetooth reset (delete any changed PIN):** Briefly tap the local button 8 times or switch the supply voltage on and off 8 times.

Setting the timer via the ELTAKO Connect App:

- **Edit programs:** Create, edit, and activate/deactivate time and astro programs, as well as the option to run a program only once.
- **Channel configuration:** Choose between the AUTO, on or off function. The timer only switches according to the time and astro programs when the AUTO function is activated.
- **Random mode:** When random mode is switched on, all switching times are randomly shifted by up to 15 minutes. Switch-on times to earlier and switch-off times to later.
- **Summer/winter time changeover:** Setting a time shift of up to ± 2 hours at the summer solstice and the winter solstice.
- **Date and time:** Date, time, time zone and summer/winter time can be set manually or automatically determined and set by the app.
- **Location:** The location can be entered manually or determined and set by the app.
- **Bluetooth:** Selection between the following Bluetooth pairing readiness levels:
- **3min-On:** After the voltage is applied, the timer is ready for pairing for 3 minutes.
- **Manual-On:** The pairing readiness can only be activated for 3 minutes using the local button.
- **Permanent-On:** Permanent pairing readiness. Bluetooth remains permanently active.
- **Factory settings:** Choice between deleting all programs, resetting the Bluetooth settings, and resetting to factory settings.
- **Factory settings:** Choose between deleting all programs, resetting Bluetooth pairing settings, and resetting to factory settings.


SU62PF-BT/UC	1-channel timer with potential-free contact, Bluetooth, and ELTAKO Connect-App	Art. No. 30062006	94,80 €/pc.
---------------------	--	--------------------------	--------------------

Manuals and documents in further languages:

https://eltako.com/redirect/SU62PF-BT*UC.



Documents / Resources

	ELTAKO SU62PF-BT 1 Channel Timer With Potential Free Contact [pdf] Instruction Manual SU62PF-BT 1 Channel Timer With Potential Free Contact, SU62PF-BT, 1 Channel Timer With Potential Free Contact, Potential Free Contact, Free Contact
---	---

References

-  [Eltako Connect - Apps on Google Play](#)
- [User Manual](#)

[Manuals+](#), [Privacy Policy](#)

This website is an independent publication and is neither affiliated with nor endorsed by any of the trademark owners. The "Bluetooth®" word mark and logos are registered trademarks owned by Bluetooth SIG, Inc. The "Wi-Fi®" word mark and logos are registered trademarks owned by the Wi-Fi Alliance. Any use of these marks on this website does not imply any affiliation with or endorsement.