



# Elevy Brown Lash and Brow Tint and 3 Percent Developer User Guide

[Home](#) » [Elevy](#) » Elevy Brown Lash and Brow Tint and 3 Percent Developer User Guide 



## ELEVY Brown Lash & Brow Tint and 3% Developer

### Contents

- [1 Brown Lash and Brow Tint and 3 Percent Developer](#)
- [2 Storage conditions](#)
- [3 How to apply to brows](#)
- [4 How to apply to lashes](#)
- [5 Ingredients](#)
- [6 Documents / Resources](#)
  - [6.1 References](#)


## Brown Lash and Brow Tint and 3 Percent Developer

ELEVY LASH & BROW TINT AND 3% DEVELOPER is available in two different shades and will dye the hair for 3–6 weeks, depending on your clients' natural hair growth.

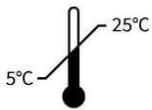
**Tint color options: Brown**

**Each tint will come with a 3% cream developer**

**Lash & Brow Tint and 3% Developer includes**

	
<p>Brown Lash &amp; Brow Tint (0.16 fl oz / 5ml) suitable for clients with blonde, dirty blonde, or dark brown hair</p>	<p>3% Cream Developer (0.16 fl oz / 5ml)</p>

## Storage conditions



Store at 41–77°F / 5–25°C.



Do not overcool or overheat.



Avoid direct sunlight.

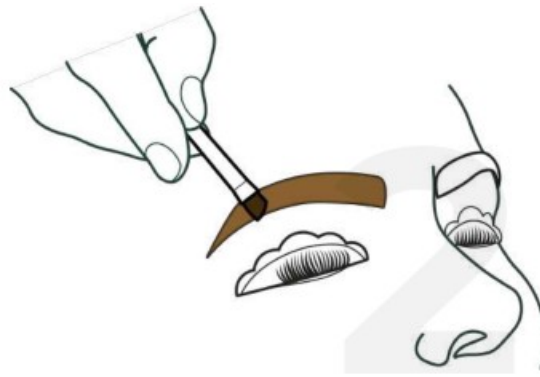
Keep away from children.

Keep containers closed as the products may lose their properties if exposed to air.

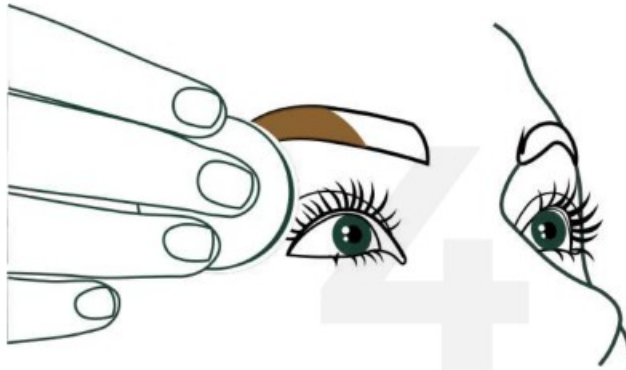
## How to apply to brows

When performing an ELEVY Brow Lamination treatment, tinting is done after Step #2 (Volumising Fix) and before Step #3 (Care Plus).

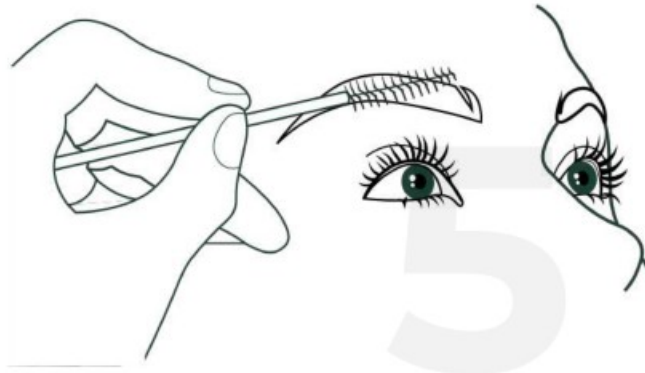
1. Mix equal parts tint and cream developer into a creamy paste. This mixing ratio is 1:1 (1 cm of tint and 3 drops of cream developer).
2. Gather the tint on a tint brush and apply it to the brows until they are completely covered. Make sure that the tint is placed in the desired shape and only on the eyebrow hair because it can slightly stain the skin.



3. Application time varies 5–15 minutes depending on the desired intensity and results (the longer you leave the tint, the darker the results) and apply a thin layer of tint to reduce temporary skin stain.
4. Remove the tint with a dry cotton pad/ball.



5. Brush brows into place.



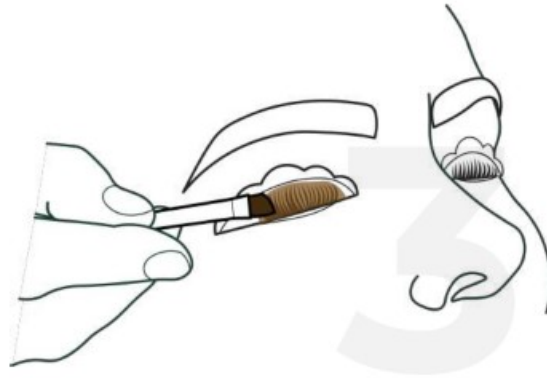
### **After the treatment**

Tell your client to avoid water for 24 hours.

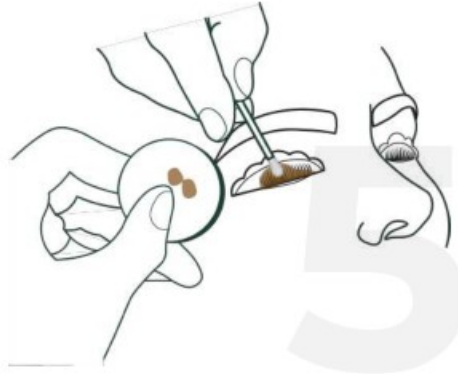
### **How to apply to lashes**

When performing an ELEVV Lash Lift treatment tinting is done after Step #2 (Volumising Fix) and before Step #3 (Care Plus).

1. Prep: remove any contact lenses, clean the eye area with a lash cleanser and place under eye pads underneath the lashes.
2. Immediately before tinting, mix equal parts tint and cream developer into a creamy paste. This mixing ratio is 1:1 (1 cm of tint and 3 drops of cream developer).
3. Apply to lashes using a tint brush.



4. When performing a lash lift treatment application time varies 8-10 minutes depending on the desired intensity and results (Leave the tint on for 10–15 minutes for darker results).



5. Remove the tint with a damp q-tip. Make sure the qtip is not completely saturated with water, it just needs to be slightly damp. Use as many q-tips needed to remove all of the tint from the lashes before applying step 3.

#### **After the treatment**

Tell your client to avoid water for 24 hours.

#### **Ingredients**


Brown Lash & Brow Tint: Aqua, Cetearyl Alcohol, Polyoxyethylene Lauryl ether, Polyquaternium-63, Glycerol, Petrolatum, p-Phenylenediamine, Ethanolamine, Ammonium Hydroxide, Glycerine Monostearate, Decamethylcyclopentasiloxane, Sodium sulfite, EDTA-2Na, 5-Methyl-2-phenyl-1,2-dihydropyrazol-3-one, 2-(2,4Dianminophenoxy)ethanol sulfate, 3-Aminophenol, 4-Aminophenol.

3% Cream Developer: Aqua, Cetearyl Alcohol, Cremophor(R)A25, Glycerine monostearate, Disodium Phosphate, Hydrogen Peroxide, p-Phenylenediamine, Coconut oil, Parfum.

#### **Disclaimer**

Your clients skin may stain for 1–3 days.

#### **Documents / Resources**

	<p><a href="#">Elevy Brown Lash and Brow Tint and 3 Percent Developer</a> [pdf] User Guide</p> <p>Brown Lash and Brow Tint and 3 Percent Developer, Lash and Brow Tint and 3 Percent Developer, and Brow Tint and 3 Percent Developer, Brow Tint and 3 Percent Developer, Tint and 3 Percent Developer, and 3 Percent Developer, 3 Percent Developer, Percent Developer, Developer</p>
--	--

## References

- [User Manual](#)

**Manuals+.** [Privacy Policy](#)

This website is an independent publication and is neither affiliated with nor endorsed by any of the trademark owners. The "Bluetooth®" word mark and logos are registered trademarks owned by Bluetooth SIG, Inc. The "Wi-Fi®" word mark and logos are registered trademarks owned by the Wi-Fi Alliance. Any use of these marks on this website does not imply any affiliation with or endorsement.