



Elephant Robotics mechArm 270-M5 Axis Robot Arm User Manual

[Home](#) » [Elephant Robotics](#) » Elephant Robotics mechArm 270-M5 Axis Robot Arm User Manual 

Contents

- [1 Elephant Robotics mechArm 270-M5 Axis Robot Arm](#)
- [2 Warning](#)
- [3 Attention](#)
- [4 The most compact 6-axis articulated robot](#)
- [5 Specifications](#)
- [6 mechArm pi 270 – Size and Working Range Diagram](#)
- [7 Control Board Pin Map](#)
- [8 myStudio](#)
- [9 Burn Table](#)
- [10 mechArm Accessory](#)
- [11 WARRANTY CARD](#)
- [12 Documents / Resources](#)
 - [12.1 References](#)
- [13 Related Posts](#)



Elephant Robotics mechArm 270-M5 Axis Robot Arm



Warning

BEFORE USING MECHARM READ ALL INSTRUCTIONS AND CAUTIONARY MARKINGS IN THIS MANUAL

1. Do not expose the product to rain or moisture to reduce fire or shock hazard.
2. Do not place the product in or near fire.
3. Do not leave the product in a car in hot or humid weather.
4. Do not disassemble, crush or pierce the product.
5. Do not expose the product to excessive shock such as dropping from a high place.
6. Do not expose the product to high temperatures above 60 °C (140 °F).

Attention

Regarding the operation and secondary development of mechArm , please read and download Gitbook before using it.

The most compact 6-axis articulated robot

The mechArm270 -M5 belongs to the “mechArm” series of six-axis articulated robotic arms from Elephant Robot. It uses a M5 Stack Basic main control and supports ROS simulation software. It is an industrial-like configuration launched by Elephant Robot for maker innovation and robot industry-university-research services.

The body weight of mechArm270 -M5 is 1kg, the payload is 250g, and the working radius is 270mm. The design is compact and portable. It is small but powerful, easy to operate, and can work with people safely. As the first small six-axis robotic arm of Elephant Robot, it has three advantages of ease of use, safety and economy, and is a cost-effective choice.

Classic industrial configuration, the first choice for robotic enthusiast

- The most classic six-axis centrosymmetric structure of industrial robots, compact and robust.
- The preferred platform for universal and vocational education, colleges and individual development, applying what you have learned to break through the barriers of production, education and research.

Embedded Raspberry Pi ecology, Dual-screen unlimited development possibilities

- Support Arduino rich software application ecology
- mechArm carries two display screens, supports 3 physical buttons, and supports fastLED library, which is convenient for expanding application interactive output

Highly opened source, compatible with massive software and API

- Compatible with a various of API software, built-in ROS/Moveit to simulate the operation state of the manipulator, super expansibility
- From introductory drag teaching and Blockly visual programming to industrial practical operation platform, one machine opens up the whole platform of industry, academia and research.

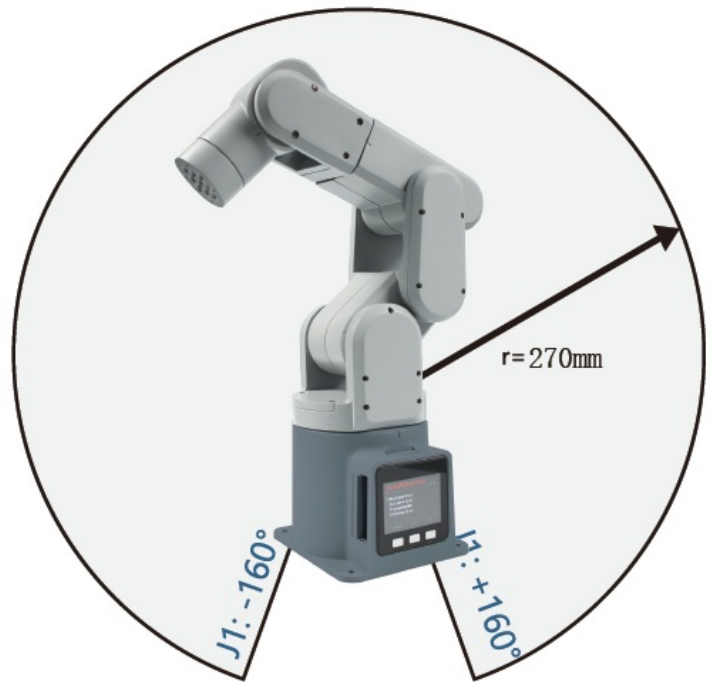
High configuration, powerful performance

- The use of brushless DC servos can achieve a repeat positioning accuracy of $\pm 1\text{mm}$.
- The base and the end are equipped with installation interfaces, which are suitable for the development of various peripheral products and equipment.

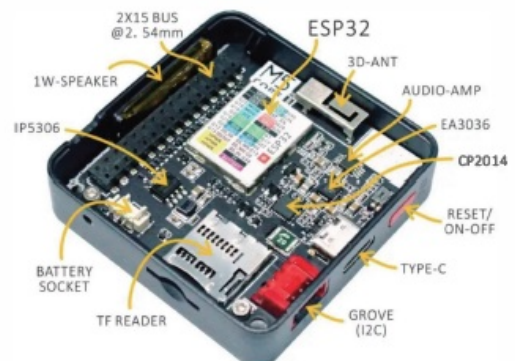
Specifications

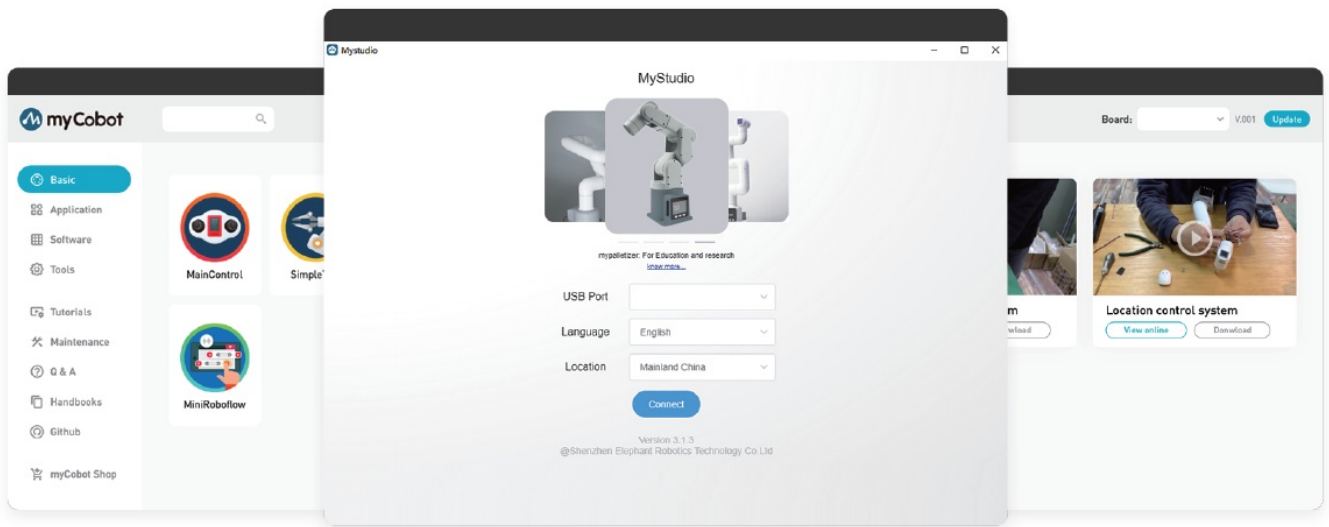
- Product Name: mechArm
- model: mechArm 270-M5
- DOF: 6
- Repeatability: $\pm 1\text{mm}$
- Payload: 250g
- Weight: 1kg
- Product Name: mechArm
- Working radius: 270mm
- power input: 8-12V, 5A
- communication: USB/Type-C
- Motor: 120°/s
- Motor type: High precision magnetic encoder servo motor

mechArm pi 270 – Size and Working Range Diagram



Control Board Pin Map

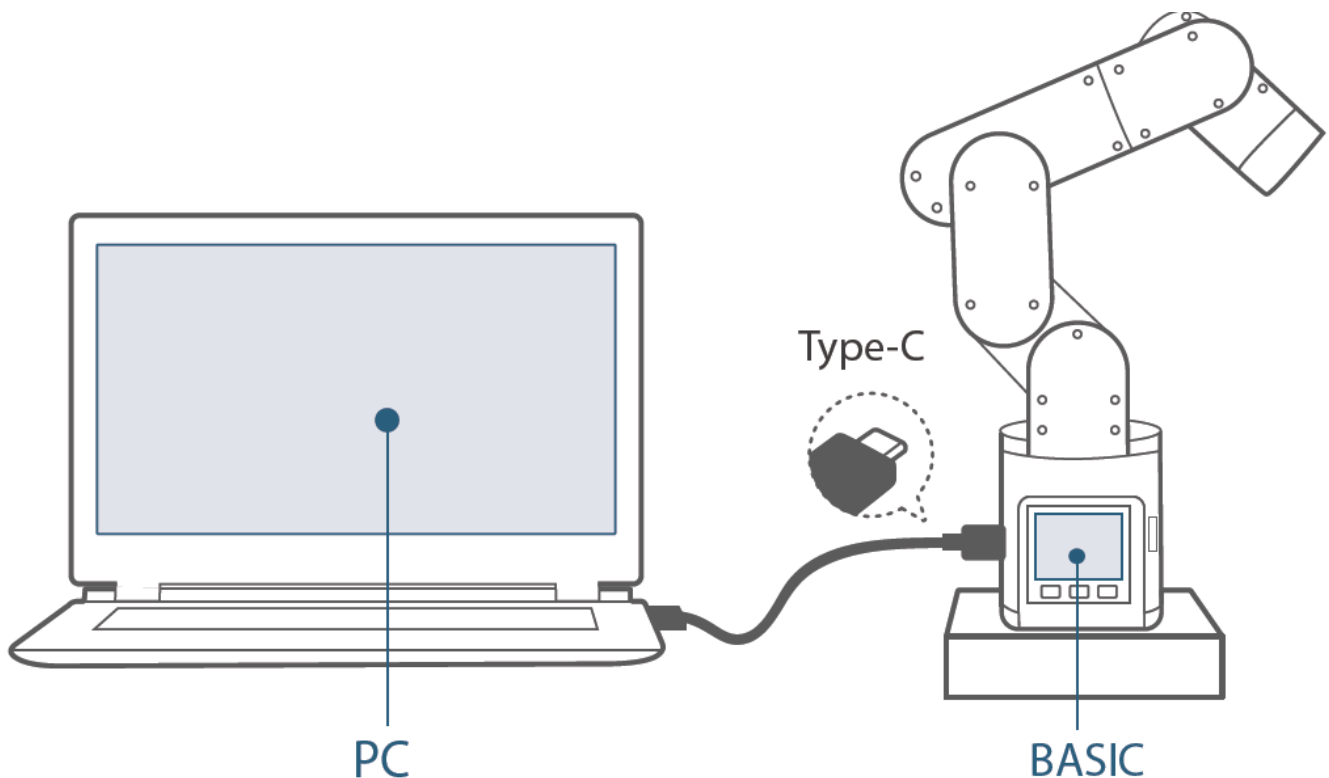




myStudio is a one-stop platform for robots myStudio integrates mechArm software and various materials. The main functions of myStudio are: 1) Update the rmware; 2) Provide video tutorials on how to use the robot; 3) Provide maintenance and repair information (such as video tutorials, Q&A, etc.). Please download the latest version of myStudio to use. The download link is as follows: cail website:

<https://www.elephantrobotics.com/mechArm/> Github: <https://github.com/elephantrobotics/MyStudio/>

Burn Table



Development environments that support the secondary development mechArm are: myBlockly, RoboFlow, Arduino, ROS, python, etc.

Development Environment	Library on PC	Basic Firmware	Atom Firmware
Default Program	N/a	mainControl	atomMain
Visual Programming	myBlockly	myBlockly	atomMain
RoboFlow Industrial Programming Software	RoboFlow	Transponder	atomMain
Arduino Maker!	Arduino IDE + M5Stack Lib + MycobotBasic Lib	All Exapmles	atomMain
API on Desktop	Python/ C+	Transponder	atomMain
ROS Development	ROS	Transponder	atomMain
USB/TxRx0(G1/G3)	Read Protocol	Transponder	atomMain
BlueTooth	Read Protocol	BT_Transponder	atomMain

mechArm Accessory



Adaptive Gripper



Camera Flange



Suction Pump



G Base

Elephant Robotics are targeted at robotic collaboration applications, making “my-series” product line. For new information about the accessories, Follow us on Shopify and Twitter. Shopify: <https://shop.elephantrobotics.com/> Twitter: @cobotMy

WARRANTY CARD

If you need to apply for warranty service, please contact our customer service to confirm the detailed information. After confirmation, please fill in the card and send it back together with the product and the attached invoice. Note:

Our company reserves the right to explain and modify the warranty card of this product within the scope of the law.

- Return service is limited to goods not opened within 7 days after the receipt date of logistics of the products. The freight or other risks incurred in return shall be borne by the customer.
- Customers should provide the purchasing invoice and warranty card as the warranty certification when a warranty is being asked.
- Elephant Robotics will be responsible for the hardware faults of products caused by the normal using during the warranty period.
- The warranty period starts from the date of purchase or the receipt date of the logistics.
- The faulty parts from the products will be owned by Elephant Robotics, and the appropriate cost will be charged if necessary.

If you need to apply for warranty service, please contact our customer service first to confirm the detailed information.


Sever motor	
Warranty Period	Warranty Services
≤1 months	Elephant Robotics offers a free new sever motor and bear the freight.
1-3 months	Elephant Robotics offers a free new sever motor, customs shall bear the freight.
≥3 months	Customers need to buy it themselves.
Electrical Parts (M5 Hardware)	
≤3 months	Customers need to send it back after disassembly, Elephant Robotics shall send a new one for free and bear the freight out and home.
3-6 months	Customers need to send it back after disassembly and bear the freight out and home, Elephant Robotics shall send a new one for free.
≥6 months	Customers need to buy it themselves.
Structure Parts, including Shell Parts	
≤1 year	Elephant Robotics offers free new components once, customs shall bear the freight.
≥1 year	Customers need to buy it themselves.

During the warranty period of the delivered product, the company only repairs the malfunctions that occur during normal use of the robot for free. However, in the following cases, the customer will be charged for repairs (even during the warranty period):





- Damage or malfunction caused by incorrect use and improper use different from the contents of the manual.
- Failure caused by unauthorized disassembly by the customer.
- Damage caused by improper adjustment or unauthorized repairs.
- Damage caused by natural disasters such as earthquakes and floods.

Therefore, please strictly follow the instructions in this manual and related manual to operate the robot.

Documents / Resources

	Elephant Robotics mechArm 270-M5 Axis Robot Arm [pdf] User Manual mechArm 270-M5 Axis Robot Arm, mechArm 270-M5, Axis Robot Arm
---	--

References

-  [GitHub - elephantrobotics/myStudio: A comprehensive software for mycobot. Provides firmware burning, documentation, tutorials, etc](#)
-  [Elephant Robotics: Online Robotics Store | Buy Robots Arm for Small Bu](#)
-  [MechArm - Elephant Robotics](#)
-  [MechArm - Elephant Robotics](#)

Manuals+.