



ELEMENT ELE-323 Wireless Backlit Keyboard With Wrist Rest User Manual


[Home](#) » [Element](#) » ELEMENT ELE-323 Wireless Backlit Keyboard With Wrist Rest User Manual 

ELEMENT ELE-323 Wireless Backlit Keyboard With
Wrist Rest User Manual

ELEMENT

ELE-323

Wireless Backlit Keyboard With Wrist Rest



User Manual

Thank you for purchasing this keyboard. Please read this user manual to ensure your new keyboard functions properly

Contents

- 1 Package Contents
- 2 Specifications
- 3 Indicator Display
- 4 Instruction for Backlight
- 5 Pairing Instruction
- 6 Keys and Functions
- 7 Energy Saving Sleep Mode
- 8 How to Charge
- 9 Warranty Period
- 10 Documents / Resources
- 11 Related Posts

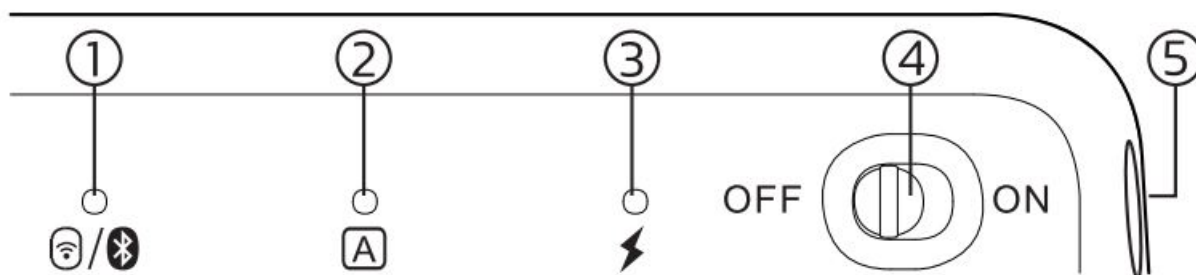
Package Contents

1x Dual-mode Backlit Keyboard with detachable wrist rest
1x Type-C Charging line
1x USB Receiver
1x User Manual

Specifications




Connection	Bluetooth & 2.4G wireless receiver
Operating Range	< 8m /26ft
Dimensions	419.69*220.11*19.71mm
Rechargeable Lithium Battery Capacity	750mAh
Compatibility	Windows XP, Windows 7/8/10 or above; Mac OS X 10.10 or above;
Charge Time	<3 hours

Indicator Display



- 1. Connection Indicator
- 2. Caps Lock Indicator
- 3. Power /Charging Indicator

4. Power Switch
5. Type-C Charging Interface

Indicator Name	Indicator Icon	Indicator color	Description
2.4G channel		Red	Press Fn + Q to 2.4G channel, red indicator flashes slowly
1st BT Channel		Green	Press Fn + W to 1st BT channel, green indicator flashes slowly
2nd BT Channel		Blue	Press Fn +E to 2nd BT channel, blue indicator flashes slowly
Caps Lock		Green	Press Caps lock, Green Indicator is on
Power on		Green	Green light will be on for 3s
Charging		Red /Green	Stay in red color when charging and turn green once fully charged.

Instruction for Backlight

Backlight on/Backlight brightness change/ Backlight off 1st press to turn on the backlight, 2nd press to increase brightness, 3rd press to increase brightness to highest level, 4th press to turn off the backlight.

Pairing Instruction

1) 2.4G USB Mode Connection

Step 1: Toggle the power switch to the ON position.

Step 2: Plug the 2.4G USB receiver into the USB port of computer.

Step 3: Press the key “ Fn ” + “ Q ” to switch to 2.4G mode.

Step 4: The red indicator will flashes slowly when pairing successfully, the indicator goes off after 3 seconds.

Note:

if the connection fails, please hold and press “Esc” + “=” for 3 seconds until the indicator quickly flashing green. then immediately plug the 2.4G USB receiver into the computer within 10s and keep the keyboard close to the receiver within 30cm.

2)Bluetooth Mode Connection

Pair with 1st Bluetooth device

Step 1: Toggle the power switch to the ON position.

Step 2: Press “Fn” + “W” to go into 1st Bluetooth channel, long press “Fn” + “W” for 5s to go into pairing mode, the 1st indicator will flash green to search the device.

Step 3: Open the Bluetooth of your device and find the Bluetooth name “ ELE-323 “ then click to connect it.

Step 4: The 1st indicator will goes off after 3 sec once successfully paired.




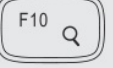


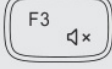












Pair with 2nd Bluetooth device

Step 1: Press “Fn” + “E” to go into 1st Bluetooth channel.

Step 2: Long press “Fn” + “E” for 5s to go into pairing mode, the 1st indicator will flash blue to search the device, go ahead the next steps according to the step 3 & 4 of above pairing way for 1st Bluetooth channel.

Keys and Functions

Note: For devices with Windows operating systems, hold the “Fn” key while pressing the desired shortcut keys.

Key Icon (Press with Fn)	For Windows	Key Icon (Press with Fn)	For Windows
	Esc		Web browser
	Brightness -		Search for
	Brightness +		Switch APP
	Mute		Setting
	Volume -		2.4G mode
	Volume +		1st Bluetooth Channel
	Previous Track		2nd Bluetooth Channel
	Play/Pause		Backlight on/off /Brightness change
	Next Track		Language switch
	Fn lock key, it's the key to switch between shortcut and F1-F12 key mode.		

Energy Saving Sleep Mode

The keyboard will enter sleep mode after being idle for 30 minutes. Press any key to active it.

How to Charge


1. Use the included USB cable for charging. Connect one end to a USB charger, and the other to the keyboard. (Output: DC 5V/500mA; USB charger is not included.)
2. In charging, the power indicator will turn red. Generally, it takes approximately 3 hours for a full charge.

Warranty Period

Thanks for your trust and purchasing our product. We will provide 12 months of free warranty service based on the product own quality problem, but not be in charge of the manual accidents.

NOTE: This equipment has been tested and found to comply with the limits for a Class B digital device, pursuant to part 15 of the FCC Rules. These limits are designed to provide reasonable protection against harmful interference in a residential installation. This equipment generates uses and can radiate radio frequency energy and, if not installed and used in accordance with the instructions, may cause harmful interference to radio communications. However, there is no guarantee that interference will not occur in a particular installation. If this equipment does cause harmful interference to radio or television reception, which can be determined by turning the equipment off and on, the user is encouraged to try to correct the interference by one or more of the following measures: - Reorient or relocate the receiving antenna. - Increase the separation between the equipment and receiver. -Connect the equipment into an outlet on a circuit different from that to which the receiver is connected. -Consult the dealer or an experienced radio/TV technician for help. Changes or modifications not expressly approved by the party responsible for compliance could void the user's authority to operate the equipment.

Documents / Resources

	ELEMENT ELE-323 Wireless Backlit Keyboard With Wrist Rest [pdf] User Manual HD323B, 2AKHJ-HD323B, 2AKHJHD323B, ELE-323 Wireless Backlit Keyboard With Wrist Rest, ELE-323, Wireless Backlit Keyboard With Wrist Rest
---	---