



ElectricScooter RAZ-EKIT11-WL Variable Speed Throttle and Controller Kit User Manual

[Home](#) » [ElectricScooter](#) » ElectricScooter RAZ-EKIT11-WL Variable Speed Throttle and Controller Kit User Manual 

ELECTRIC SCOOTER

RAZ-EKIT11-WL Variable Speed Throttle and Controller Kit
User Manual



RAZ-EKIT11-WL Wiring Directions


Contents

- [1 RAZ-EKIT11-WL Variable Speed Throttle and Controller Kit](#)
- [2 Documents / Resources](#)
- [3 Related Posts](#)

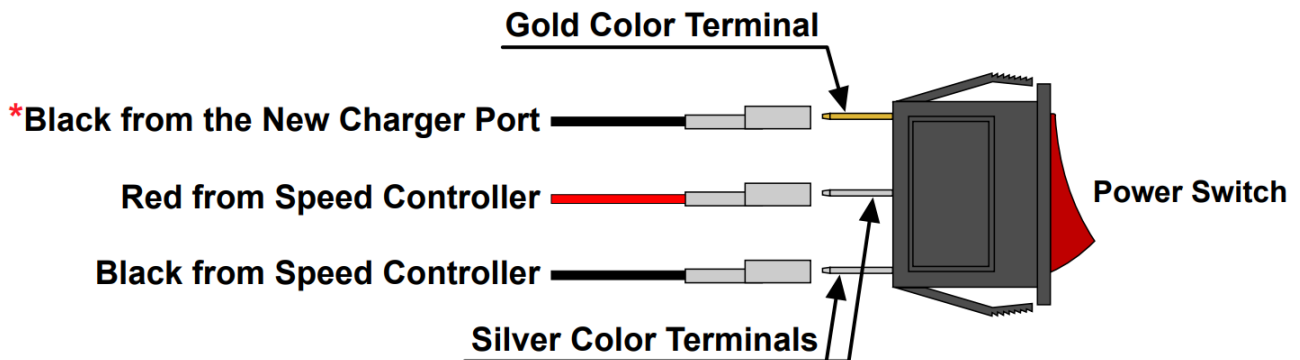
RAZ-EKIT11-WL Variable Speed Throttle and Controller Kit



The new throttle included with this kit must be used for the installation.
Do not plug the original throttle into this kit's controller or controller damage may occur.



Power Switch Wiring Directions




*The black wire from the charger port must be plugged into the gold color power switch terminal otherwise damage to the controller and other parts will occur.

If the power switch does not have one gold color terminal then it is not the right switch for the bike and it must be replaced with the correct switch before installing the kit.

ELECTRIC SCOOTER

Documents / Resources

	<p>ElectricScooter RAZ-EKIT11-WL Variable Speed Throttle and Controller Kit [pdf] User Manual</p> <p>RAZ-EKIT11-WL Variable Speed Throttle and Controller Kit, RAZ-EKIT11-WL, Variable Speed Throttle and Controller Kit, Throttle and Controller Kit</p>
---	---