



# ELATEC RFID TWN4 MULTITECH 2 LF HF Desktop Reader User Manual

[Home](#) » [ELATEC RFID](#) » ELATEC RFID TWN4 MULTITECH 2 LF HF Desktop Reader User Manual 

## Contents

- [1 ELATEC RFID TWN4 MULTITECH 2 LF HF Desktop Reader](#)
- [2 INTRODUCTION](#)
- [3 ELATEC SUPPORT](#)
- [4 REVISION HISTORY](#)
- [5 INTENDED USE](#)
- [6 SAFETY INFORMATION](#)
- [7 TECHNICAL DATA](#)
- [8 MODE OF OPERATION](#)
- [9 COMPLIANCE STATEMENTS](#)
- [10 APPENDIX](#)
- [11 ELATEC documentation](#)
- [12 Documents / Resources](#)
  - [12.1 References](#)
- [13 Related Posts](#)

# ELATEC

**ELATEC RFID TWN4 MULTITECH 2 LF HF Desktop Reader**



## INTRODUCTION

### ABOUT THIS MANUAL

This user manual is intended for the user and enables a safe and appropriate handling of the product. It gives a general overview, as well as important technical data and safety information about the product. Before using the product, the user should read and understand the content of this user manual.

For the sake of better understanding and readability, this user manual might contain exemplary pictures, drawings and other illustrations. Depending on your product configuration, these pictures might differ from the actual design of your product.

### ELATEC SUPPORT

In case of any technical questions, refer to the ELATEC website ([www.elatec.com](http://www.elatec.com)) or contact ELATEC technical support at: [support-rfid@elatec.com](mailto:support-rfid@elatec.com)

In case of questions regarding your product order or if you wish additional copies of this user manual, contact your Sales representative or ELATEC customer service at: [info-rfid@elatec.com](mailto:info-rfid@elatec.com)

### REVISION HISTORY

VERSION	CHANGE DESCRIPTION	EDITION
02	Chapter "Safety Information" and "Compliance Statements" updated	07/2021
01	First edition (replaces Transponder Reader TWN4 MultiTech 2 Quick Start Guide, Rev 1.2, dated 02/2017)	05/2021

### INTENDED USE

The TWN4 MultiTech 2 LF HF reader has integrated RFID (LF & HF) and NFC, which is supported by mobile phones with Android version 4.3 or greater. The app on the reader communicates with the NFC module with easy commands.

The product is for indoor use and may not be used outdoor.

Any use other than the intended use described in this section, as well as any failure to observe the safety information listed in this document, will be considered misuse and will void the warranty. ELATEC is not responsible for any damage or injuries resulting from any misuse of the product.

## **SAFETY INFORMATION**

### **Installation**

- The installation of the product should be done by a trained and qualified personnel only.  
Do not install the product by yourself.
- Metallic materials on or in direct vicinity to the product might reduce the reading performance of the product. In some circumstances, plastic screws should be preferred to metallic screws when installing the product. Refer to the installation instructions or integration manual of the product for more information.

### **Handling**

- Depending on your product configuration, the product might be equipped with one or more light-emitting diodes (LED). Avoid direct eye contact with the blinking or steady light of the light-emitting diodes.
- The product has been designed for a use under following conditions:
  - Temperature range: -25 °C – 70 °C (operating conditions)
  - Relative humidity: 5% – 95% (non-condensing)
  - Indoor use – no outdoor use!

Any use of the product under different conditions might damage the product or alter its reading performance.

- The use of other RFID readers or reader modules in direct vicinity to the product, or in combination with the product might damage the product or alter its reading performance. In case of doubts, contact ELATEC for more information.
- The user is liable for the use of spare parts or accessories other than the ones sold or recommended by ELATEC.  
ELATEC is not responsible for any damage or injuries resulting from the use of spare parts or accessories other than the ones sold or recommended by ELATEC.
- Like most electronic devices, RFID systems generate electromagnetic waves that can vary in amplitude and frequency. It is generally known and accepted that some RFID devices might potentially interfere with personal medical devices, like pacemakers or hearing aids.

Users with a pacemaker or any other medical device should use TWN4 MultiTech 2 LF HF carefully and refer to the information given by the manufacturer of their medical devices before using TWN4 MultiTech 2 LF HF.

### **Maintenance and cleaning**

- Any repair or maintenance work should be done by a trained and qualified personnel only.  
Do not try to repair or carry out any maintenance work on the product by yourself.  
Do not allow any repair or maintenance work on the product by an unqualified or unauthorized third party.
- The product does not need any special cleaning. However, the housing may be carefully cleaned up with a soft, dry cloth on the outer surface only.

Make sure that the used cloth and cleaning agent do not damage the product or its components (e.g. label(s)).

## Disposal

- The product must be disposed of in accordance with the EU directive on waste electrical and electronic equipment (WEEE) or other applicable local regulations.

## Product modifications


- The product has been designed, manufactured and certified as defined by ELATEC.  
Any product modifications not expressly approved by ELATEC, including – but not limited to – modifications of antennas or other radio-related components, is not allowed and will void the warranty and all approvals granted to the product.

If you are unsure about any part of the safety information above, contact ELATEC support.

Any failure to observe the safety information above will be considered misuse and will void the warranty. ELATEC is not responsible for any damage or injuries resulting from any misuse of the product.

## TECHNICAL DATA

The reader is equipped with the following antennas:



PCB contained in TWN4 MultiTech 2 LF

### HF HF antenna (13.56 MHz)

**Dimensions:** 42 x 44 mm / 1.65 x 1.73 inch

- **Number of turns:** 3

### LF antenna (125 kHz)

- **Dimensions:** 28 x 28 mm / 1.10 x 1.10 inch
- **Number of turns:** 151

For more information, refer to the related product data sheet or other technical documents.

## **MODE OF OPERATION**

### **OPERATING MODE**

In order to start operating TWN4 MultiTech 2 LF HF, it simply has to be connected directly to a host device.

### **POWER UP**

In case of an external power supply unit is used, the following requirements must be satisfied:

- Limited power source according to the safety norms listed in the respective declaration(s) of conformity
- Short-circuit current < 8 A

Once TWN4 MultiTech 2 LF HF is connected to the host, it detects the type of communications cable (e.g. USB or RS-232), with which it is connected to the host. In case of RS-232: Additionally, the RS-232 is sending a version string via RS-232 to the host.

### **ENUMERATION**

This is only applicable for the USB version: Once the device has been powered up, it is waiting for completion of the enumeration by the USB host. As long as the device is not enumerated, it is entering a minimum power consumption mode, where both LEDs are turned off.

### **INITIALIZATION**

After powering up and enumeration (in USB mode), the device is turning on the built-in transponder reader logic. The green LED is turned on permanently. Some RFID readers need some kind of initialization, which is performed in this step. After successful initialization, the device sounds a short sequence, which consists of a lower tone followed by a higher tone.

### **NORMAL OPERATION**

As soon as the reader has completed the initialization, it is entering normal operation. During normal operation, the reader is searching for a transponder continuously.

### **DETECTION OF A TRANSPONDER**

If a transponder is detected by the reader, following actions are performed:

- Send the ID to the host. By default, the USB device sends by emulating keystrokes of a keyboard. An RS-232 device sends the ASCII code of an ID.
- Sound a beep.
- Turn off the green LED.
- Blink the red LED for two seconds.
- Turn on the green LED.

Within the two seconds timeout, where the red LED is blinking, the transponder, which just has been recognized will not be accepted again. This prevents the reader from sending identical IDs more than one time to the host. If during the two seconds timeout of the red LED a different transponder is detected, the complete sequence restarts immediately.

### **SUSPEND MODE**

The USB version of the RFID reader supports the USB suspend mode. If the USB host is signaling suspend via the USB bus, the reader is turning off most of its power consuming peripherals. During this operation mode, no detection of transponders is possible and all LEDs are turned off. Once the host is resuming to normal operation

mode, this is also signaled via the USB bus. Therefore, the reader will resume to normal operation too.

## COMPLIANCE STATEMENTS

### EU

TWN4 MultiTech 2 LF HF is in compliance with the EU directives and regulations as listed in the respective declaration of conformity. 6.2 FCC

This device complies with Part 15 of the FCC Rules. Operation is subject to the following two conditions:

1. this device may not cause harmful interference,
2. this device must accept any interference received, including interference that may cause undesired operation.

### Caution

The Federal Communications Commission (FCC) warns the users that changes or modifications to the unit not expressly approved by the party responsible for compliance could void the user's authority to operate the equipment.

### FCC §15.105 (b)

**Note:** This equipment has been tested and found to comply with the limits for a Class B digital device, pursuant to part 15 of the FCC Rules. These limits are designed to provide reasonable protection against harmful interference in a residential installation. This equipment generates, uses and can radiate radio frequency energy and, if not installed and used in accordance with the instructions, may cause harmful interference to radio communications. However, there is no guarantee that interference will not occur in a particular installation. If this equipment does cause harmful interference to radio or television reception, which can be determined by turning the equipment off and on, the user is encouraged to try to correct the interference by one or more of the following measures:

- Reorient or relocate the receiving antenna.
- Increase the separation between the equipment and receiver.
- Connect the equipment into an outlet on a circuit different from that to which the receiver is connected.
- Consult the dealer or an experienced radio/TV technician for help.

**FCC ID:** WP5TWN4F3

### 6.3 IC

This device complies with Industry Canada's license-exempt RSSs. Operation is subject to the following two conditions:

1. This device may not cause interference;
2. This device must accept any interference, including interference that may cause undesired operation of the device.

**IC:** 7948A-TWN4F3

### RF EXPOSURE COMPLIANCE

RF exposure statement (mobile and fixed devices)

This device complies with the RF exposure requirements for mobile and fixed devices. However, the device shall be used in such a manner that the potential for human contact during normal operation is minimized.

### UNITED KINGDOM

TWN4 MultiTech 2 LF HF complies with the requirements of the UK legislations and other regulations as listed in

the respective UKCA declaration of conformity.

The importer is responsible for applying the following information to the packaging of the product:

- UKCA marking
- the importer company's details, including the company's name and a contact address in the United Kingdom.

## APPENDIX

### A – TERMS AND ABBREVIATIONS

TERM	EXPLANATION
FCC	Federal Communications Commission
HF	high frequency
IC	Industry Canada
LF	low frequency
NFC	near field communication
PCB	printed circuit board
RFID	radio frequency identification
UKCA	UK conformity assessed
WEEE	Waste of electrical and electronic equipment.  Refers to Directive 2011/65/EU of the European Parliament and of the Council of the European Union

### B – RELEVANT DOCUMENTATION

#### ELATEC documentation

- ELATEC quick start guide
- TWN4 MultiTech 2 technical handbook
- TWN4 MultiTech 2 LF HF data sheet

Elatec reserves the right to change any information or data in this document without prior notice. Elatec declines all responsibility for the use of this product with any other specification but the one mentioned above. Any additional requirement for a specific customer application has to be validated by the customer himself at his own responsibility. Where application information is given, it is only advisory and does not form part of the specification. Disclaimer: All names used in this document are registered trademarks of their respective owners.

© 2021 ELATEC GmbH – TWN4 MultiTech 2 LF HF user manual DocRev2 – 07/2021


Zeppelinstr. 1

- 82178 Puchheim


## Germany

- P +49 89 552 9961 0
- F +49 89 552 9961 129
- E-mail: [info-rfid@elatec.com](mailto:info-rfid@elatec.com)
- [elatec.com](http://elatec.com)

## Documents / Resources

	<p><a href="#">ELATEC RFID TWN4 MULTITECH 2 LF HF Desktop Reader</a> [pdf] User Manual TWN4 MULTITECH 2 LF HF Desktop Reader, TWN4 MULTITECH 2 LF HF, Desktop Reader, Reader</p>
---	--

## References

-  [Authentication Solutions by ELATEC](#)
-  [Authentication Solutions by ELATEC](#)