



EKVIP 022519 String Lights Instruction Manual

[Home](#) » [EKVIP](#) » EKVIP 022519 String Lights Instruction Manual 



STRING LIGHTS OPERATING INSTRUCTIONS
Original instructions

Contents

[1 022519 String Lights](#)

[2 SAFETY](#)

[INSTRUCTIONS](#)

[3 TECHNICAL DATA](#)

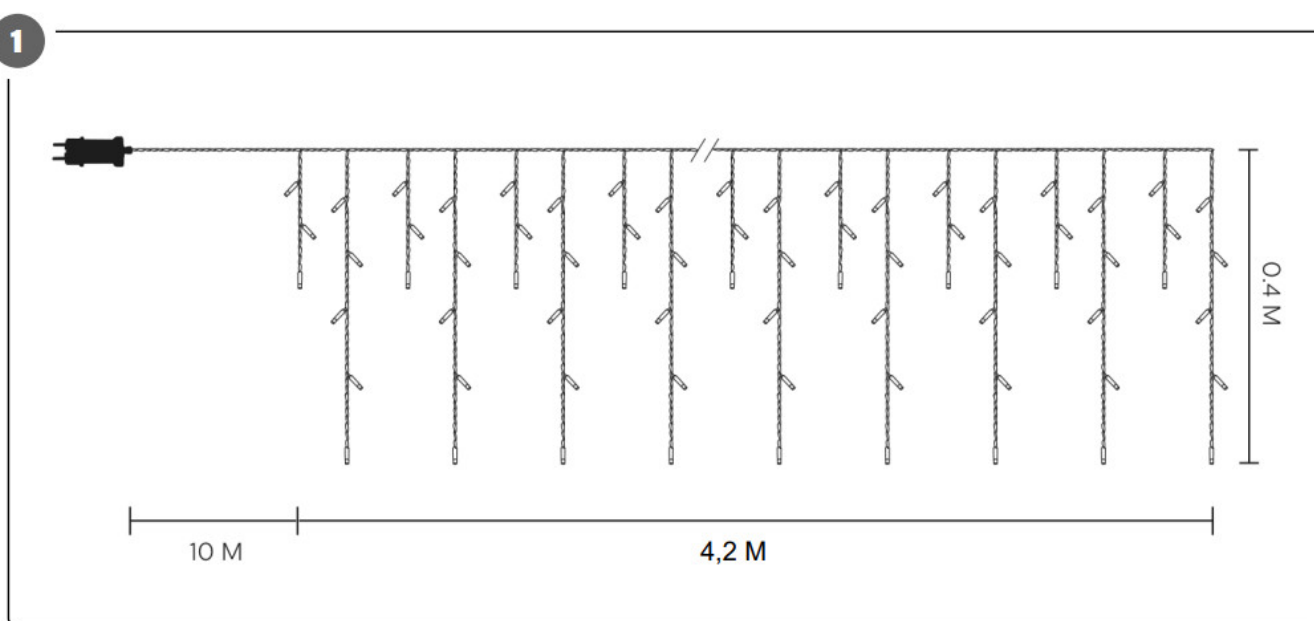
[4 USE](#)

[5 Documents / Resources](#)

[6 Related Posts](#)

022519 String Lights

Jula AB reserves the right to make changes to the product. Jula AB claims copyright on this documentation. It is not allowed to modify or alter this documentation in any way and the manual shall be printed and used as it is in relation to the product. For the latest version of operating instructions, refer to the Jula website.






SAFETY INSTRUCTIONS

- Do not connect the product to the mains power supply while the product is still in the pack.
- Designed for indoor and outdoor use.
- Check that no light sources are damaged.
- Do not connect two or more string lights together.
- No part of the product can be replaced or repaired. The whole product must be discarded if any part is damaged.
- Do not use sharp or abrasive objects during assembly.
- Do not expose the cord or conductors to mechanical loads. Do not hang objects on the string of lights.
- This is not a toy. Exercise care if the product is used near children.
- Unplug the transformer from the mains power supply when the product is not in use.
- This string of lights must only be used together with the supplied transformer and must never be connected directly to the mains supply without a transformer.
- The product is not intended to be as general lighting.
- Recycle products that have reached the end of their useful life according to local regulations.

WARNING!

The string of lights may only be used if all seals are fitted correctly.

SYMBOLS

	Class II.
	Approved as per applicable directives.
	Recycle a discarded product in accordance with applicable regulations.

TECHNICAL DATA

Input voltage	230 V ~ 50 Hz
Output voltage	24 VDC
Output	3.6 W
No. of LEDs	144 st
Protection rating	IP44

DESCRIPTION

FIG. 1

USE

Press the power switch to switch on the string lights. The string lights are equipped with a double timer that lights the string for 8 hours after which it goes out for 5 hours, lights for 4 hours and goes out for 7 hours.

WWW.JULA.COM


© JULA AB

2022-03-14

JULA AB

BOX 363, 532 24 SKARA, SWEDEN

Documents / Resources

	<p>EKVIP 022519 String Lights [pdf] Instruction Manual 022519, String Lights, 022519 String Lights, Lights</p>
---	--