



EKVIP 022432 LED String Light Instruction Manual

[Home](#) » [EKVIP](#) » EKVIP 022432 LED String Light Instruction Manual 



Contents

- 1 022432 LED String Light
- 2 ZASADY
BEZPIECZEŃSTWA
- 3 TECHNICAL DATA
- 4 Documents / Resources
- 5 Related Posts

022432 LED String Light

Jula AB reserves the right to make changes to the product. Jula AB claims copyright on this documentation. It is not allowed to modify or alter this document in any way and the manual shall be printed and used as it is in relation to the product. For the latest version of operating instructions, refer to the Jula website.

WWW.JULA.COM

© JULA AB • 2021-09-02

JULA AB





BOX 363, 532 24 SKARA, SWEDEN

ZASADY BEZPIECZEŃSTWA

Read the operating instructions carefully before use and save them for future reference.

- For indoor and outdoor use.
- The product is not a toy. Keep the product out of the reach of children.
- Keep the product out of the reach of children and animals, otherwise, there is a risk of fire, electric shock, and/or serious personal injury. Keep the product under careful supervision when it is used near children. Do not allow children or animals to play near the product.
- Never leave the product unattended when the mains adapter is connected to a power point. Disconnect the product when not in use.
- Do not place the product near sources of heat, such as radiators, cookers, lights, etc.
- Protect the product from sharp and pointed objects that can damage the product.
- Check the product, power cord, and plug for damage before using it. Do not use the product if it is damaged or not working properly, or if the power cord or plug is damaged.
- If you use an extension cord the cross-sectional conductor area must be dimensioned for the power supply to the product. Only use extension cords approved for indoor and outdoor use.
- Do not hang any objects from power cords, wires, or string lights.
- Make sure that the power cord is not pinched in doors or windows etc. – this can damage the power cord and result in the risk of electric shock.
- Never cover the product with fabric, paper, or anything else when in use.
- Do not fasten the power cord with staples or nails etc., or hang it up on sharp hooks or nails.
- Do not allow other light sources to come into contact with the power cord or other wires.

SYMBOLS


	Read the instructions.
	Safety class II.
	Approved in accordance with the relevant directives.
	Recycle discarded products in accordance with local regulations.

TECHNICAL DATA

Rated voltage	230 V AC ~ 50 Hz
Output	9.2 W
Protection rating	IP44
Number of light sources	100 x
Size	L 10,2 m



Documents / Resources

	<p>EKVIP 022432 LED String Light [pdf] Instruction Manual 022432, LED String Light, String Light, Light</p>
---	---