



EKVIP 022375 LED String Light Instruction Manual

[Home](#) » [EKVIP](#) » EKVIP 022375 LED String Light Instruction Manual 

EKVIP 022375 LED String Light Instruction Manual



Contents

- [1 SAFETY INSTRUCTIONS](#)
- [2 TECHNICAL DATA](#)
- [3 USE](#)
- [4 Documents / Resources](#)
- [5 Related Posts](#)

SAFETY INSTRUCTIONS




- Designed for indoor and outdoor use.
- Battery powered only.

- Only use the same type of battery. When replacing, all batteries must be replaced at the same time.
- Remove the batteries if the product is not going to be used for some time.
- The product is not intended to be as general lighting.
- The product is not intended to be used by, or near, children.
- Store out of the reach of children.
- The LEDs cannot be replaced.
- No part of the product can be replaced or repaired. The whole product must be discarded if any part is damaged.

WARNING!

The string of lights may only be used if all seals are fitted correctly.

Symbols

	Read the instructions.
	Approved as per applicable directives.
	Recycle a discarded product in accordance with applicable regulations.

TECHNICAL DATA

Battery: 3 x 1.5 V AA
No. of LEDs: 160 pcs.
Protection rating: IP44
Cord length: 0,5 m
Size: L15,9 m

USE

1. Remove the product from the packaging.
2. Open the battery box and insert the batteries (batteries not included).
3. Press the power switch to turn on the light sources.
4. Six different lighting options can be activated by pressing the power switch the following number of times:

Number of times pressed	Lighting option
Once	ON. Warm white constant light with timer function (8 h on, 5 h off, 4 h on, 7 h off).
Twice	ON. Warm white flashing light with timer function (8 h on, 5 h off, 4 h on, 7 h off).
Three times	ON Multi-coloured constant light with timer function (8 hours on, 5 hours off, 4 hours on, 7 hours off).
Four times	ON Multi-coloured flashing light with timer function (8 hours on, 5 hours off, 4 hours on, 7 hours off).
Five times	ON. Switches between warm white and multi- coloured light with timer function (8 h on, 5 h off, 4 h on, 7 h off).
Six times	OFF.

Jula AB reserves the right to make changes to the product. Jula AB claims copyright on this documentation. It is not allowed to modify or alter this documentation in any way and the manual shall be printed and used as it is in relation to the product. For the latest version of operating instructions, refer to the Jula website.


WWW.JULA.COM

© JULA AB • 2022-03-14

JULA AB

BOX 363, 532 24 SKARA, SWEDEN

Documents / Resources

	<p>EKVIP 022375 LED String Light [pdf] Instruction Manual 022375, LED String Light, String Light, LED Light, Light</p>
---	--