



EKVIP 021681 String Light Instruction Manual

[Home](#) » [EKVIP](#) » EKVIP 021681 String Light Instruction Manual 



STRING LIGHT
OPERATING INSTRUCTIONS
Original instructions



021681

Contents

[1 021681 String Light](#)

[2 SAFETY](#)

[INSTRUCTIONS](#)

[3 SYMBOLS](#)

[4 TECHNICAL DATA](#)

[5 USE](#)

[6 Documents / Resources](#)

[7 Related Posts](#)

021681 String Light




Jula AB reserves the right to make changes to the product. Jula AB claims copyright on this documentation. It is not allowed to modify or alter this documentation in any way and the manual shall be printed and used as it is in relation to the product. For the latest version of operating instructions, refer to the Jula website.

SAFETY INSTRUCTIONS

- Designed for indoor and outdoor use.
- Battery powered only.
- Only use the same type of batteries. Replace all the batteries at the same time.
- Remove the batteries if the product is not going to be used for some time.
- The product is not intended to be used as general lighting.
- The product is not intended to be used by, or near, children.
- Store out of the reach of children.
- The light sources are not replaceable.
- The power cord is not replaceable.

The complete product must be discarded if the power cord is damaged.

SYMBOLS

	Read the instructions.
	Approved in accordance with the relevant directives.
	Recycle end-of-life product in accordance with local regulations.

TECHNICAL DATA

Battery	3 x 1.5 V AA
Output	120 x 0.06 W
No. of LEDs	120 pcs.
Protection rating	IP44

USE

LIGHT MODE

- Press the switch button to start the timer function (automatic switching off from 6 h to 18 h).
- There are 13 different light modes. Select the required mode by pressing the switch:

Number of times	Light mode
1	♪ Combination
2	♪ Alternating function left/both/right
3	♪ Simultaneous (double-sided) function
4	♪ Alternating function
5	Combination
6	Waves
7	Sequential
8	Slo-glo
9	Running light/flashes
10	Slow fading
11	Twinkling/flashes
12	Constant
13	Off

1. ♪ Combination function with audio controlled switching: mode 2 → mode 3 → mode 4 with 10 seconds hold in each mode. The product shines with subdued light and alternates slowly if no audio signals are given.
2. ♪ Alternating audio controlled function left/both/right: “dancing” flicker on left side for 1.5 seconds → “dancing” flicker on both sides for 1.5 seconds → “dancing” flicker on left side for 1.5 seconds. The product shines with subdued light and alternates slowly if no audio signals are given.
3. ♪ Simultaneous (2-sided) audio controlled function: “dancing” flicker on both sides in time with the music. The product shines with subdued light and alternates slowly if no audio signals are given.

4. ♪ Alternating audio controlled function: “dancing” flicker on left side for a beat and on the right side for the next beat. The product shines with subdued light and alternates slowly if no audio signals are given.
5. Combination (without audio control)
6. Waves (without audio control)
7. Sequential (without audio control)
8. Slo-glo (without audio control)
9. Running light/flushes (without audio control)
10. Slow fading (without audio control)
11. Twinkling/flushes (without audio control)
12. Constant (without audio control)
13. Off (without audio control)


WWW.JULA.COM

© JULA AB • 2021-03-28

JULA AB

BOX 363, 532 24 SKARA, SWEDEN

Documents / Resources

	<p>EKVIP 021681 String Light [pdf] Instruction Manual 021681 String Light, 021681, String Light, Light</p>
------------------------------------------------------------------------------------	--------------------------------------------------------------------------------------------------------------------------------