

EJEAS Q7 Bluetooth Intercom Headset



EJEAS Q7 Bluetooth Intercom Headset User Manual

[Home](#) » [EJEAS](#) » EJEAS Q7 Bluetooth Intercom Headset User Manual 

Contents

- [1 EJEAS Q7 Bluetooth Intercom Headset](#)
- [2 Product Information](#)
- [3 Product Usage Instructions](#)
- [4 FAQs](#)
- [5 Product Details](#)
- [6 Product Operations](#)
- [7 Intercom Pairing](#)
- [8 Intercom Control](#)
- [9 Mobile Phone](#)
- [10 Music Control](#)
- [11 Documents / Resources](#)
 - [11.1 References](#)

EJEAS®

EJEAS Q7 Bluetooth Intercom Headset



Product Information

- **Specifications:**
 - **Model:** Q7
 - **Languages:** Multiple languages supported
 - **Operation Modes:** FM, C, B, A

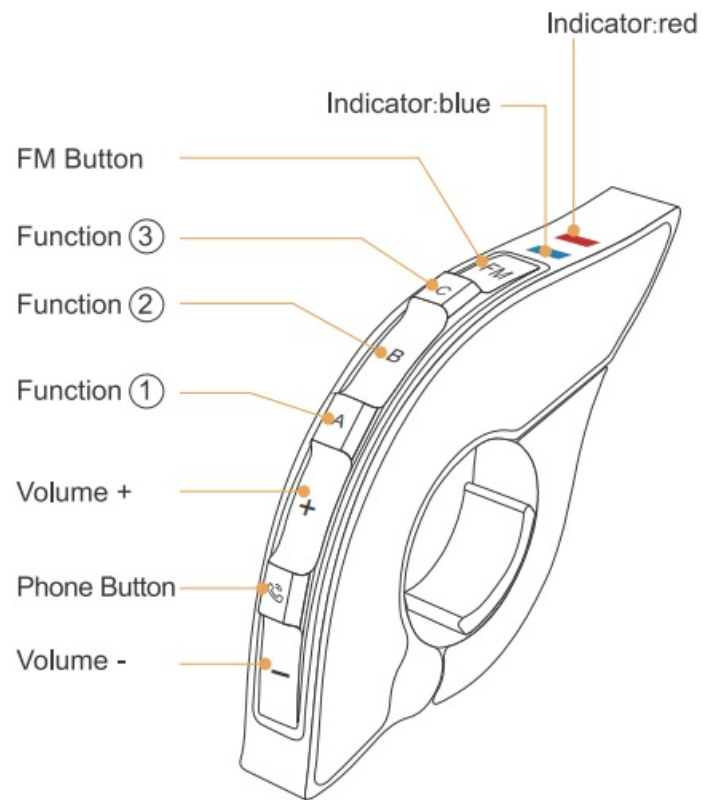
Product Usage Instructions

- **Operation Steps:**
 - **Step 1:** Power On
 - Press the power button to turn on the device.
 - **Step 2:** Select Language
 - Use the language selection option to choose your preferred language.
 - **Step 3:** Choose Operation Mode
 - Select one of the operation modes – FM, C, B, or A based on your requirements.
 - **Step 4:** Perform Desired Function
 - Follow the specific instructions for each function within the selected mode.

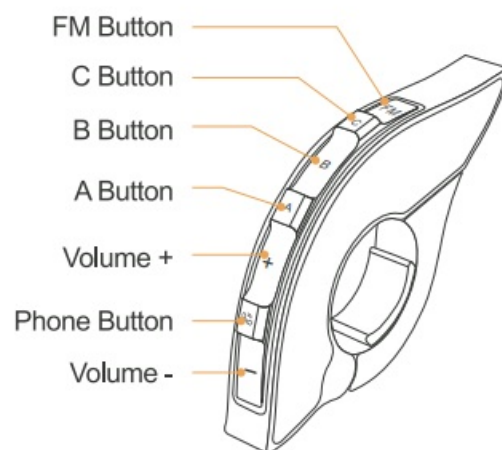
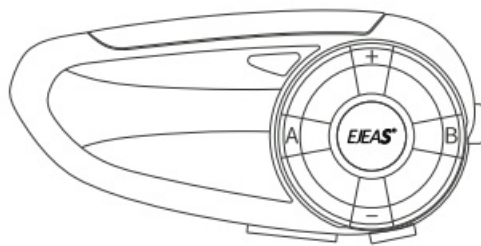
FAQs

- **Q: How do I change the language on the device?**
 - **A:** To change the language, navigate to the language settings and select your desired language from the options provided.
- **Q: What should I do if the device is not responding?**
 - **A:** If the device is unresponsive, try resetting it by pressing the reset button or contacting customer support for further assistance.

Product Details

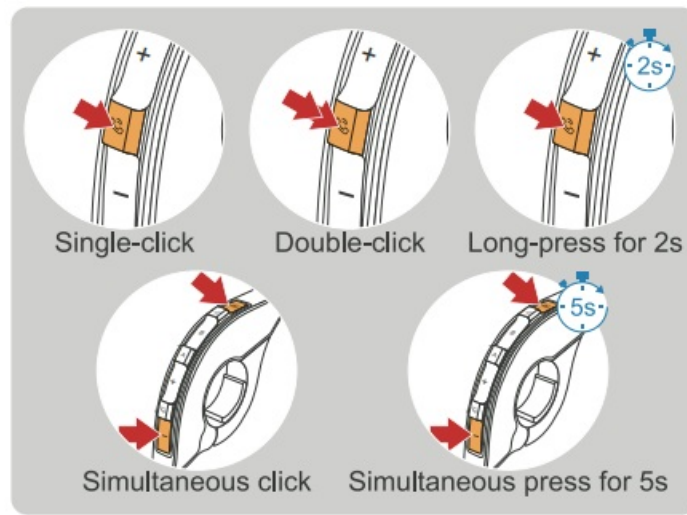


Take Q7 as an example of an operation

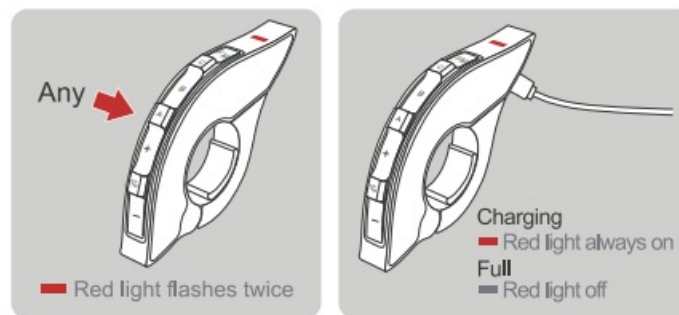


Product Operations

Operation Diagram

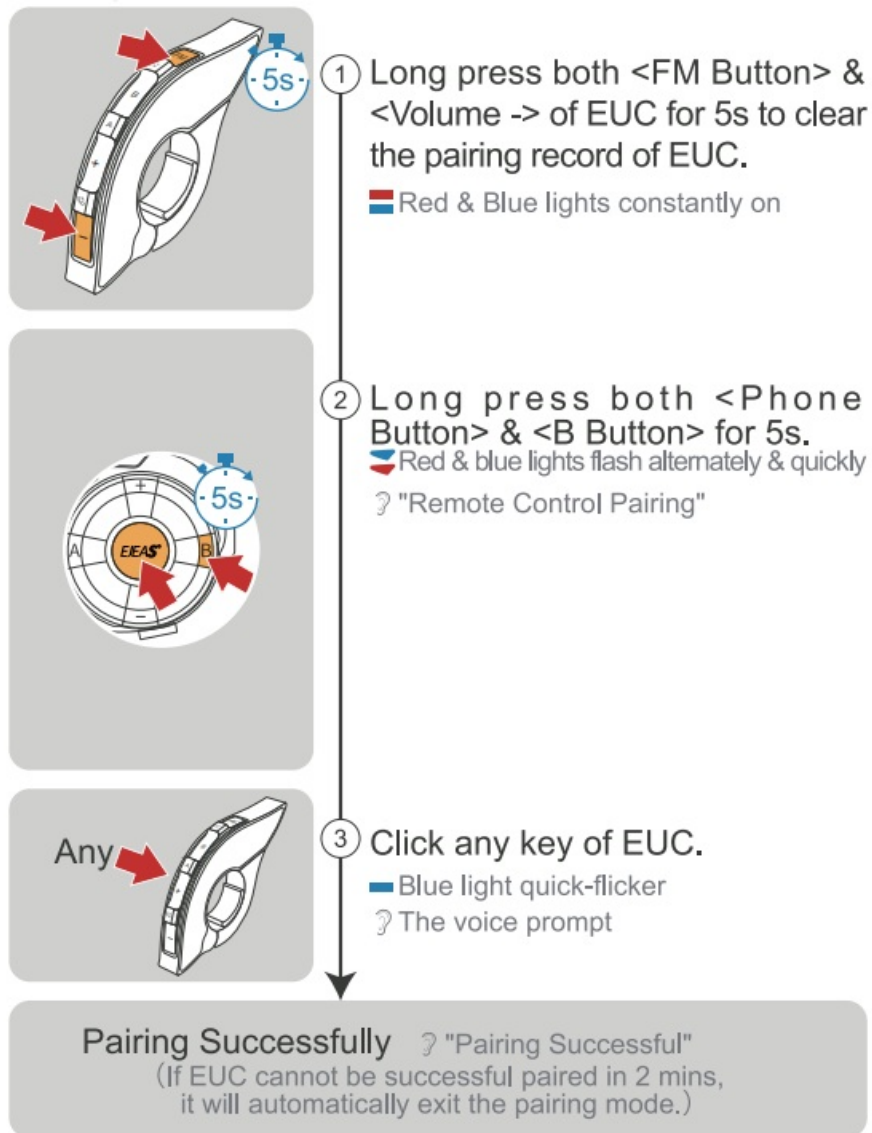


The low Battery Voltage is under 3.2v. Charging



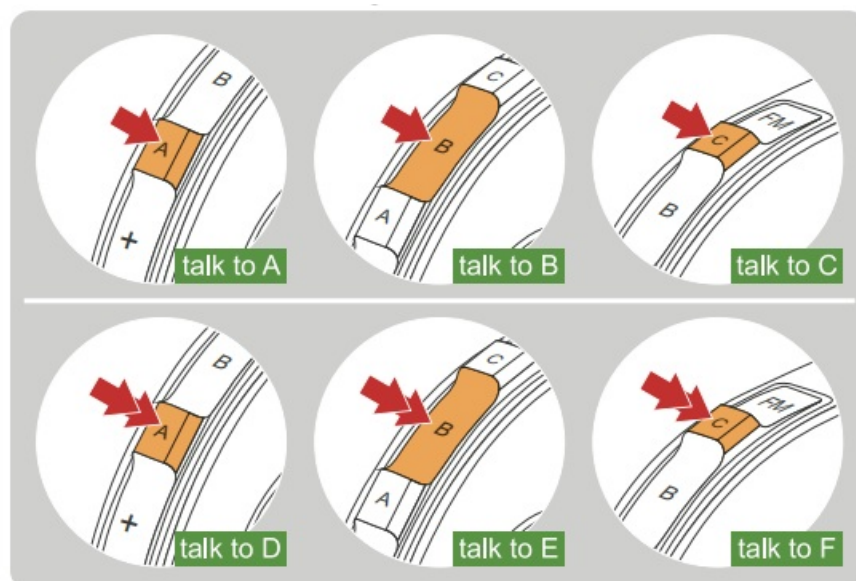
Intercom Pairing

Pairing

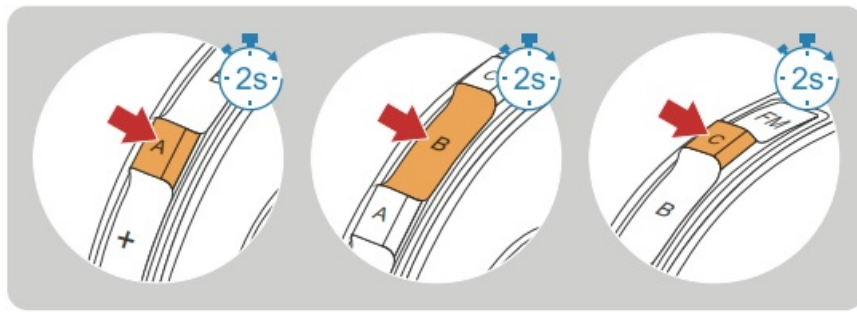


Intercom Control

Q7 Intercom Switching

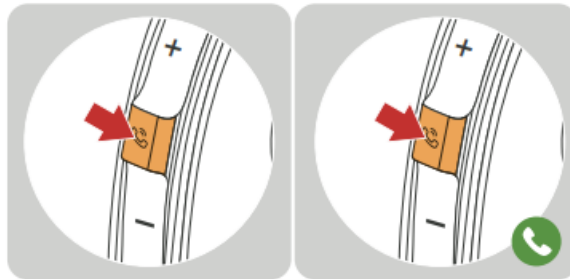


Q7 Intercom Disconnection

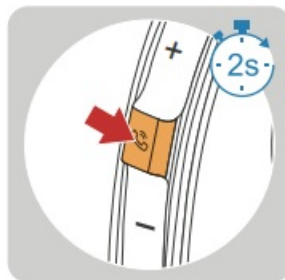


Mobile Phone

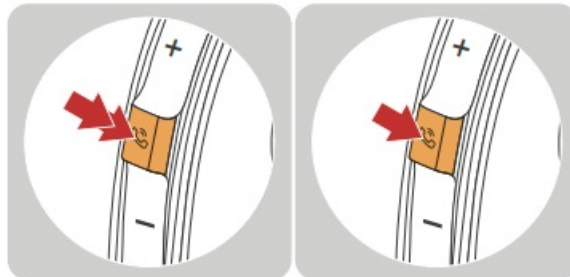
- Phone Reconnection Answer a Call



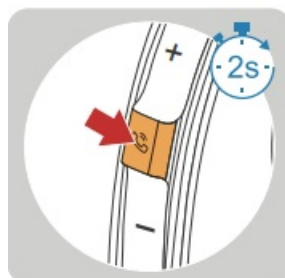
- Reject a Call



- Last Call Replay End a Call

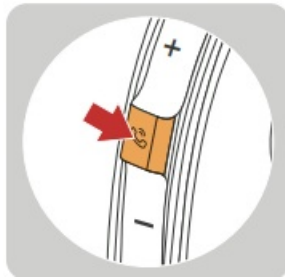


- Voice Assistant

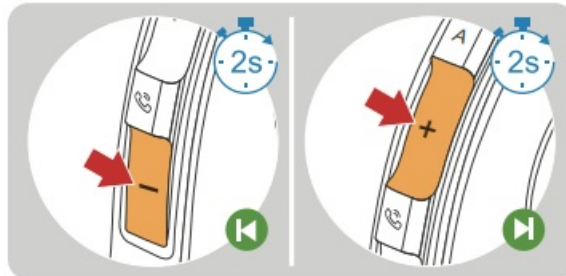


Music Control

- Music Play/Pause

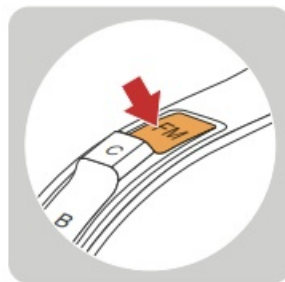


• Music Switching

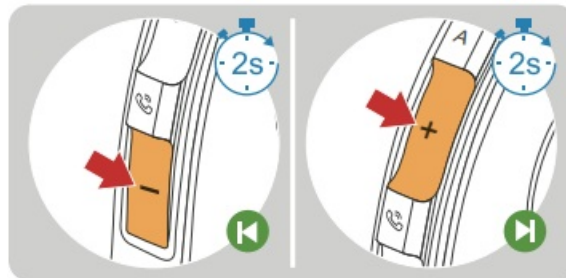


FM Radio

• FM ON/OFF



• Frequency Switching



Volume Control



Documents / Resources



[EJEAS Q7 Bluetooth Intercom Headset](#) [pdf] User Manual
Q7 Bluetooth Intercom Headset, Q7, Bluetooth Intercom Headset, Intercom Headset, Headset

References

- [User Manual](#)

[Manuals+](#), [Privacy Policy](#)

This website is an independent publication and is neither affiliated with nor endorsed by any of the trademark owners. The "Bluetooth®" word mark and logos are registered trademarks owned by Bluetooth SIG, Inc. The "Wi-Fi®" word mark and logos are registered trademarks owned by the Wi-Fi Alliance. Any use of these marks on this website does not imply any affiliation with or endorsement.