

Einhell GE-SR 18 Multi Purpose Spreader



Einhell GE-SR 18 Multi Purpose Spreader User Manual

[Home](#) » [Einhell](#) » Einhell GE-SR 18 Multi Purpose Spreader User Manual 

Contents

- [1 Einhell GE-SR 18 Multi Purpose Spreader](#)
- [2 Product Information](#)
- [3 Product Usage Instructions](#)
- [4 Using Instruction](#)
- [5 Frequently Asked Questions](#)
- [6 Documents / Resources](#)
 - [6.1 References](#)



Einhell GE-SR 18 Multi Purpose Spreader



Product Information

- **Model:** GE_SR_18-22
- **Power:** Electric
- **Voltage:** 220V
- **Weight:** 5kg
- **Dimensions:** 30cm x 40cm x 20cm

Product Usage Instructions

The device is equipped with a support and a plug to secure the On/Off switch. Refer to the following steps for usage:

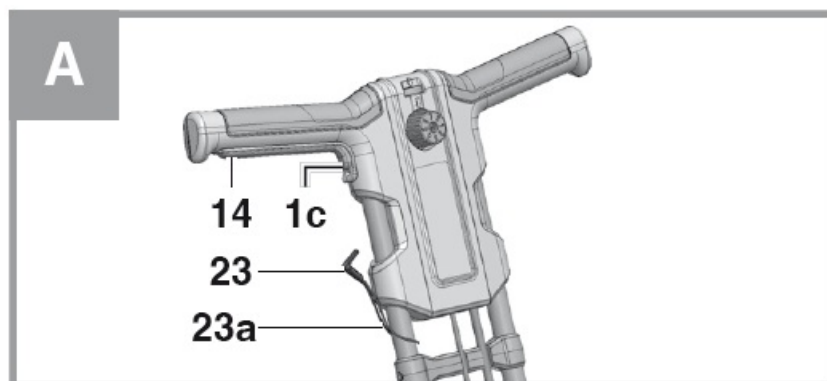
1. Slide the support (24) under the housing of the spreading wheel (12a) and attach it to the base (11) using screws (24a).
2. Attach the plug (23) with the cord (23a) to the tube.
3. Press the On/Off switch (14) and insert the plug into the designated hole (1c) for continuous operation.
4. The device comes pre-assembled for immediate use.

Using Instruction

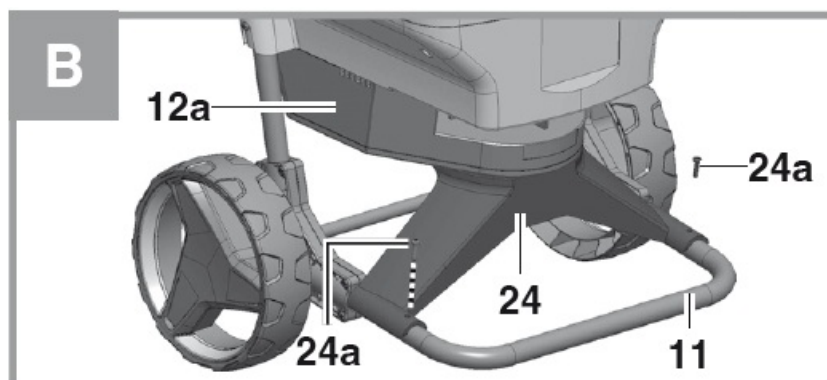
This tool comes in addition to a support and a plug for locking the On/Off switch.

- **Fig. A:** Push the support (24) under the spreader wheel housing (12a) and use the screws (24a) to secure it on

the foot (11).



- **Fig. B:** Use the cable (23a) to secure the plug (23) to the long handle tube. When the On/Off switch (14) is pressed, you can insert the plug in the hole (1c) provided for it → continuous mode.



- **Fig. C:** Fully assembled tool.



Frequently Asked Questions

Q: How do I clean the device after use?

A: To clean the device, disconnect it from the power source, use a damp cloth with mild detergent to wipe

down the surfaces, and ensure it is completely dry before storage.


Q: Can I adjust the spreading speed?

A: Yes, you can adjust the spreading speed by turning the adjustment knob located near the spreading wheel. Refer to the user manual for detailed instructions on speed settings.

Q: What type of maintenance does the device require?

A: Regular maintenance includes checking for loose screws, lubricating moving parts, and ensuring the power cord is intact. Refer to the maintenance section in the user manual for detailed instructions.

Documents / Resources

| | |
|---|---|
|  | <p>Einhell GE-SR 18 Multi Purpose Spreader [pdf] User Manual 18, 19, 20, 21, 22, GE-SR 18 Multi Purpose Spreader, GE-SR 18, Multi Purpose Spreader, Purp ose Spreader, Spreader</p> |
|---|---|

References

- [User Manual](#)

[Manuals+](#), [Privacy Policy](#)

This website is an independent publication and is neither affiliated with nor endorsed by any of the trademark owners. The "Bluetooth®" word mark and logos are registered trademarks owned by Bluetooth SIG, Inc. The "Wi-Fi®" word mark and logos are registered trademarks owned by the Wi-Fi Alliance. Any use of these marks on this website does not imply any affiliation with or endorsement.