



EIFER A9-1 Portable Multi-function Speaker User Manual

[Home](#) » [EIFER](#) » EIFER A9-1 Portable Multi-function Speaker User Manual 

EIFER A9-1 Portable Multi-function Speaker User Manual



Contents

- [1 Technical Parameter](#)
- [2 Operation diagram](#)
- [3 Interface display](#)
- [4 Documents / Resources](#)
- [5 Related Posts](#)

Technical Parameter

Power output: ≤ 10 W

Sensitivity: 550 30mV

SNR: ≤ 70 dB

Frequency response: 65-20KHz

Speakers: 5W+3W x 2

Speaker unit: 3"+2"x2

Input Power: DC – 5V

Charging Time: about 3-4hours


Battery Capacity: 2000Mah

Function: MP3 music player, FM radio TF Card Line in, USB music playback

Suit for: MP3/Mobile Phone Computer/for iPOD

This equipment complies with FCC radiation exposure limits set forth for an uncontrolled environment. This equipment should be installed and operated with minimum distance 20cm between the radiator & your body.

Operation diagram



NEXT

- **Next**

Short press for next track and longer press for fast forward under UCB/TF mode short press for next channel under FM mode short press for next track under BT mode

VOL

- **VOL**

To adjust the volume

MODE

- **MODE**

Mode switch between USB TF, FM, audio input and BT Long press this button for voice prompt

REC

- **REC**

Short press for recording long press for playing the recorded files

BT

- **BT**

Press to inter BT play mode

PREV

- **PREV**

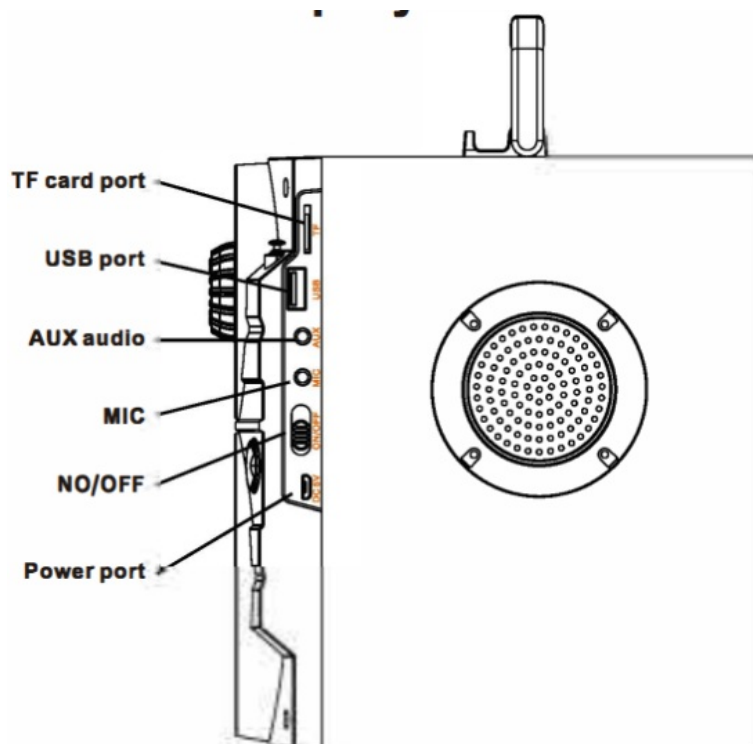
Short press for last track and longer press for fast reverse under USB/TF mode ;hog press for last channel under FM mode short press for last track under BT mode

PLAY PAUSE

- **PLAY PAUSE**

Short press for play/pause under USB/TF mode short press for play/pause and longer press for disconnect via BT under BT mode, short press to mute and long press for automatic searching under FM mode

Interface display




NOTE: This equipment has been tested and found to comply with the limits for a Class B digital device, pursuant to Part 15 of the FCC Rules. These limits are designed to provide reasonable protection against harmful interference in a residential installation. This equipment generates, uses and can radiate radio frequency energy and, if not installed and used in accordance with the instructions, may cause harmful interference to radio

communications.

However, there is no guarantee that interference will not occur in a particular installation. If this equipment does cause harmful interference to radio or television reception, which can be determined by turning the equipment off and on, the user is encouraged to try to correct the interference by one or more of the following measures:

- Reorient or relocate the receiving antenna
- Increase the separation between the equipment and receiver.
- Connect the equipment into an outlet on a circuit different from that to which the receiver is connected.
- Consult the dealer or an experienced radio/TV technician for help

Documents / Resources

	EIFER A9-1 Portable Multi-function Speaker [pdf] User Manual A9-1, A91, 2A5BCA9-1, 2A5BCA91, A9-1 Portable Multi-function Speaker, Portable Multi-function Speaker
---	---

[Manuals+.](#)