

edx D-MHL07 Small Standing Desk Mobile Standing Desk



edx D-MHL07 Small Standing Desk Mobile Standing Desk User Manual

[Home](#) » [edx](#) » [edx D-MHL07 Small Standing Desk Mobile Standing Desk User Manual](#) 

Contents

- [1 edx D-MHL07 Small Standing Desk Mobile Standing Desk](#)
- [2 Product Usage Instructions](#)
- [3 ASSEMBLY INSTRUCTIONS](#)
- [4 SCREW PACKAGE](#)
- [5 PARTS INCLUDED](#)
- [6 ASSEMBLY](#)
- [7 Documents / Resources](#)
 - [7.1 References](#)
- [8 Related Posts](#)



edx D-MHL07 Small Standing Desk Mobile Standing Desk



Product Specifications:

- **Model:** D-MHL07
- **Assembly Time:** Estimated 9:00AM – 17:00PM
- **Screw Package:**
 - M6x12mm (x4)
 - M6x35mm (x4)
- **Parts Included:**
 - A (x1)
 - B (x1)
 - C (x1)
 - D (x2)
 - E (x1)
 - F (x2)
 - G (x1)
 - H (x1)
 - I (x1)

Product Usage Instructions

1. Start by identifying all parts included in the package.
2. Assemble the product following these steps:
 1. Attach A and C using M6X12mm screws.
 2. Secure B with M6X35mm screws.
 3. Connect D, E, and F components together.
 4. Assemble the front parts using M6X35mm screws.
3. Press and hold the button to lift the product up and down as needed.
4. Ensure the lockable caster is engaged when moving the product.

Frequently Asked Questions:

1. Q: How do I adjust the height of the product?

A: Press and hold the button to lift the product up and down as needed.

2. Q: Are spare screws included in the package?

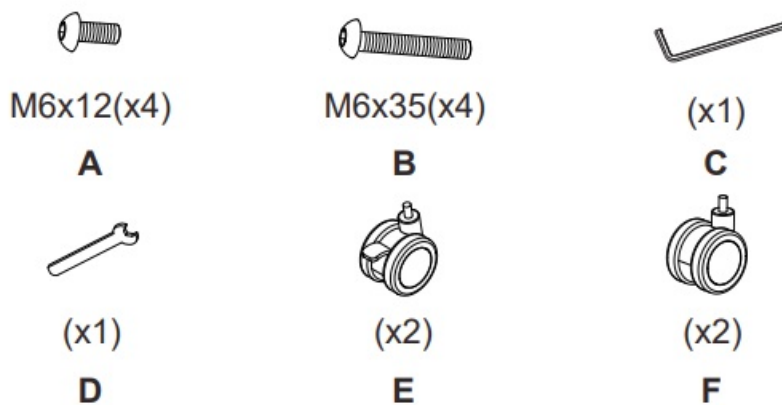
A: Yes, spare screws are included – M6x12mm (x4) and M6x35mm (x4).

ASSEMBLY INSTRUCTIONS

D-MHL07



SCREW PACKAGE



PARTS INCLUDED



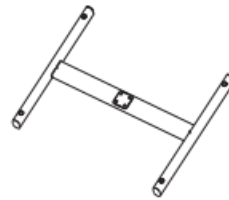
x1

G



x1

H



x1

I

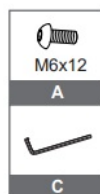
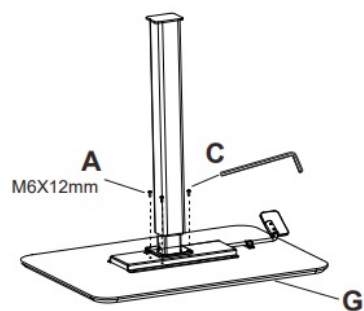
EST:

9:00AM--17:00PM

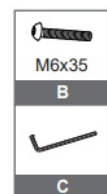
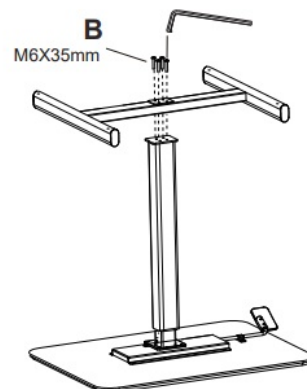


ASSEMBLY

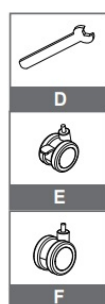
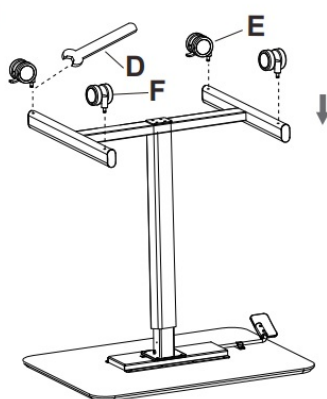
1



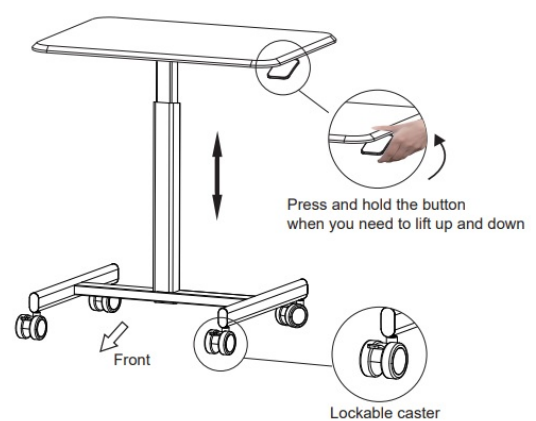
2

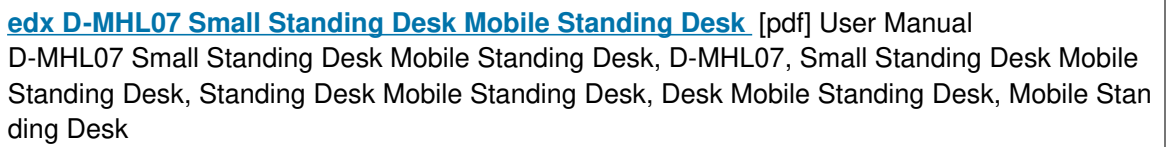


3



4





- User Manual

This website is an independent publication and is neither affiliated with nor endorsed by any of the trademark owners. The "Bluetooth®" word mark and logos are registered trademarks owned by Bluetooth SIG, Inc. The "Wi-Fi®" word mark and logos are registered trademarks owned by the Wi-Fi Alliance. Any use of these marks on this website does not imply any affiliation with or endorsement.