



# EDiMAX EW-7833AXP Dual Band WiFi and Bluetooth Adapter Installation Guide

[Home](#) » [EDiMAX](#) » EDiMAX EW-7833AXP Dual Band WiFi and Bluetooth Adapter Installation Guide 

## Contents

- [1 EDiMAX EW-7833AXP Dual Band WiFi and Bluetooth Adapter](#)
- [2 Product Information](#)
  - [2.1 Package Contents](#)
  - [2.2 System Requirements](#)
  - [2.3 Hardware Overview](#)
- [3 Hardware Installation](#)
- [4 Install Driver](#)
  - [4.1 Driver Installation](#)
  - [4.2 Driver Uninstallation](#)
- [5 Documents / Resources](#)
  - [5.1 References](#)
- [6 Related Posts](#)



**EDiMAX EW-7833AXP Dual Band WiFi and Bluetooth Adapter**



## Product Information

The Edimax EW-7833AXP with MU-MIMO Technology and Bluetooth 5.0 provides high-speed Wi-Fi for home, office, gaming, HD streaming and other bandwidth intensive operations simultaneously. What's more, the EW-7833AXP with the dual band external detachable antenna allows users to enjoy stable connections and better coverage.

**You can find all supporting documents from the link below or via QR Code:**

<https://www.edimax.com/download>

(Once you've visited the Edimax official website, please enter the model no. EW-7833AXP into the search box to search for your product.)

### Download

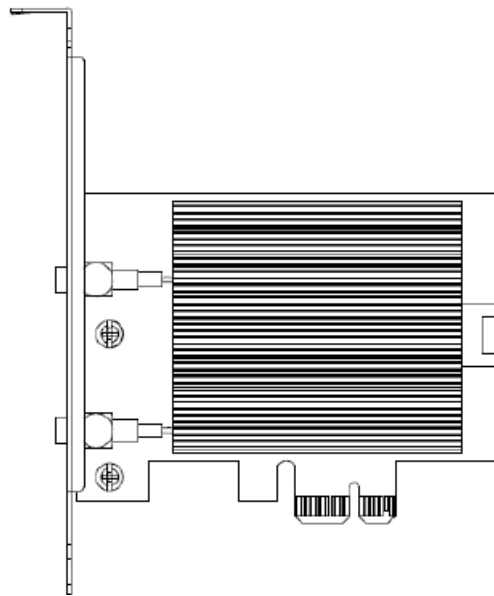
To select your product and find related download materials, enter the model number into the search box on the right side or follow the simple steps below:

\*Feel free to contact us anytime if you need help or if you can't find your product.

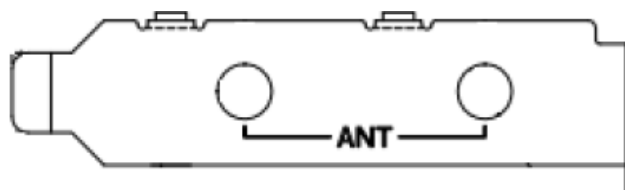
How do I find the model number?

## Package Contents

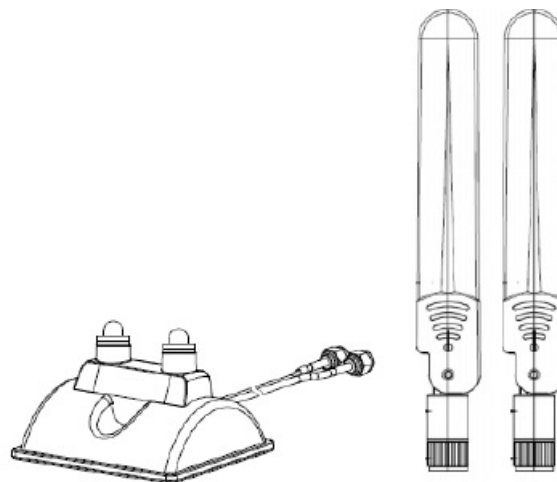
- EW-7833AXP



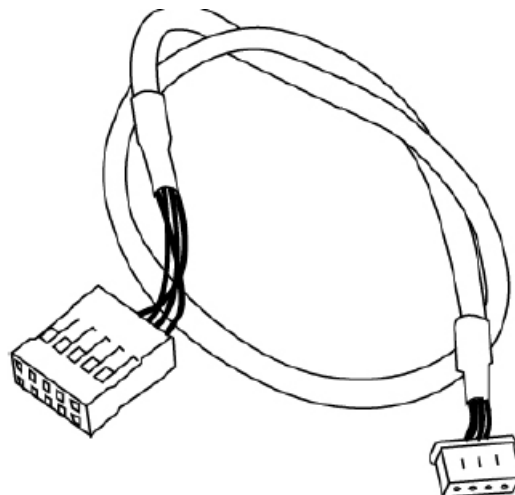
- Low Profile Bracket



- External Antenna Set (With Base)



- USB Bluetooth Header  
Connector Cable (9 pin to 4 pin)



- QIG

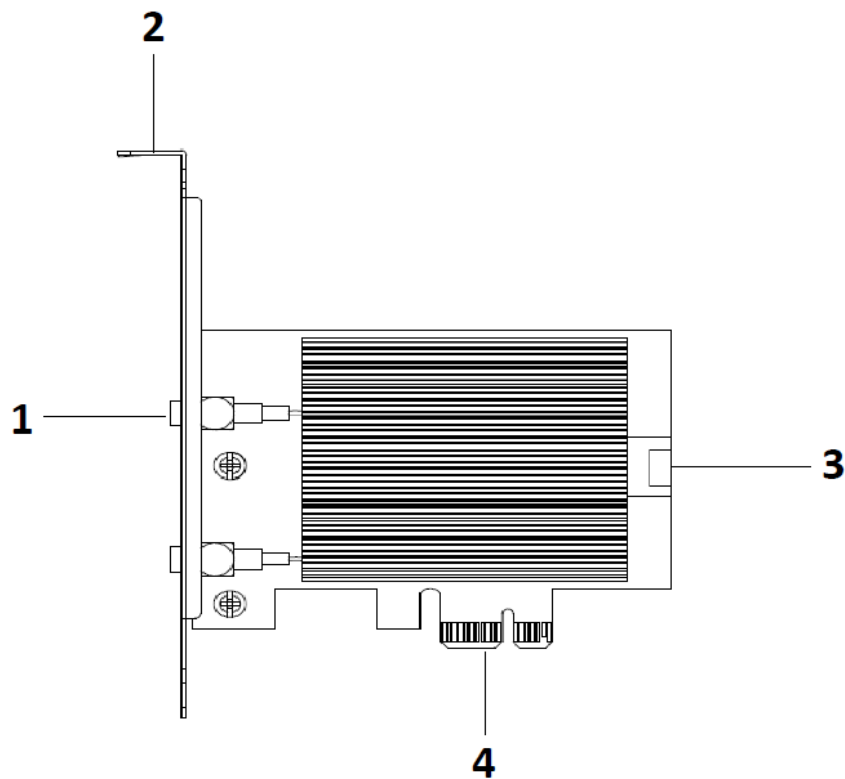


## System Requirements

- Win10
- Linux

## Hardware Overview

1. Wi-Fi Antenna Connector
2. Standard Profile Bracket
3. Bluetooth Port
4. PCI-E (X1/X4)

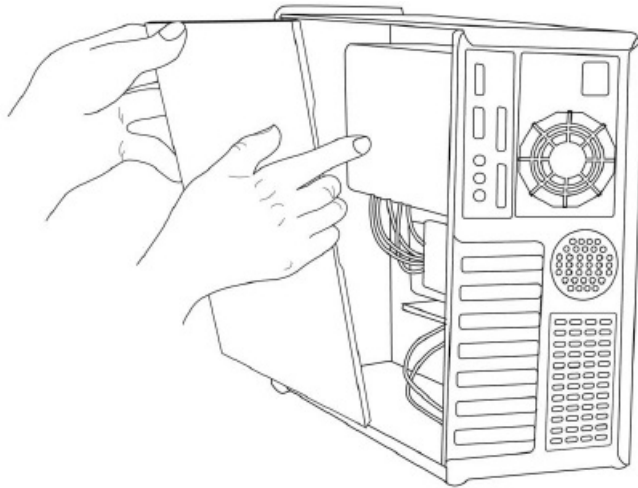


## Hardware Installation

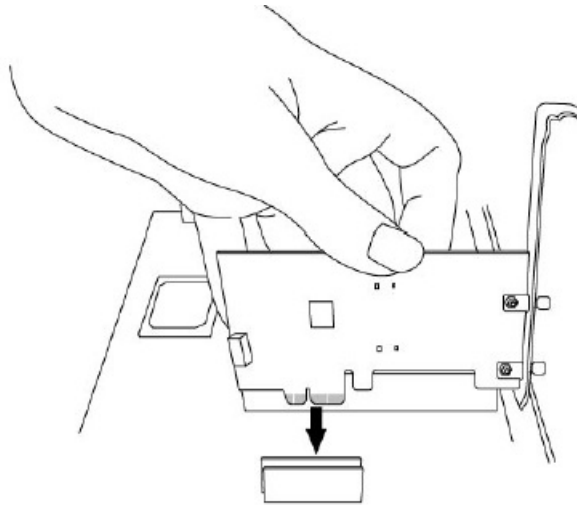
Please follow the instructions below to install the network adapter in your PC,

1. Turn off the PC and unplug the power cord.

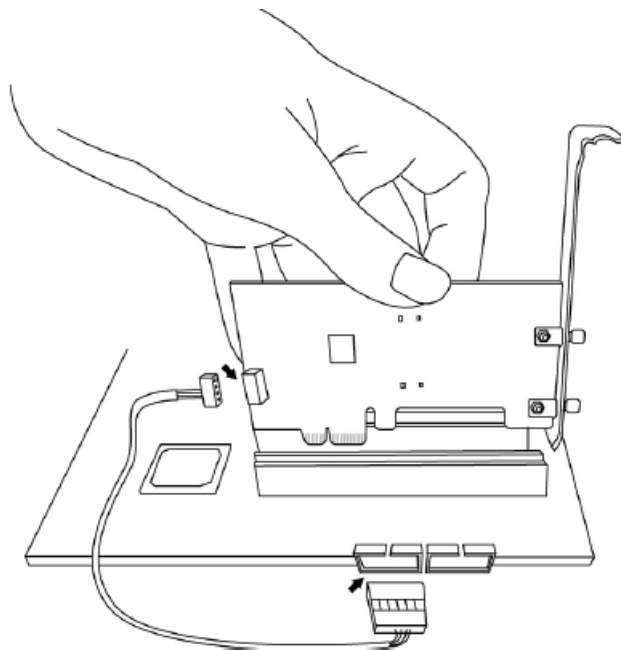
2. Remove the side panel of the computer by unscrewing it and identify empty PCI-E slot.



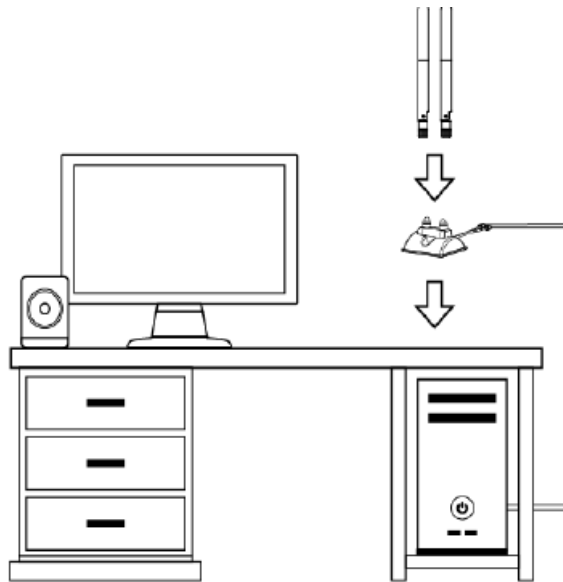
3. Install the card by firmly pressing it into the expansion slot.



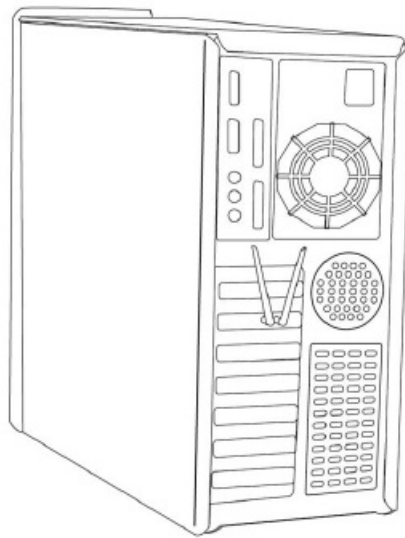
4. In order to activate Bluetooth function, please connect the network adapter to the motherboard with USB Bluetooth header connector cable.



5. Connect the external magnetic antenna base.



6. Reattach the side panel and put the power cord back.



## Install Driver

Please follow the instructions below to install and uninstall the driver.

### Driver Installation

You can find Wi-Fi & Bluetooth driver from the Edimax website below or via QR Code:

<https://www.edimax.com/download>



(Once you've visited the Edimax official website, please enter the model no. EW-7833AXP into the search box to search for your product.) Click on download button to visit download page:

#### Driver

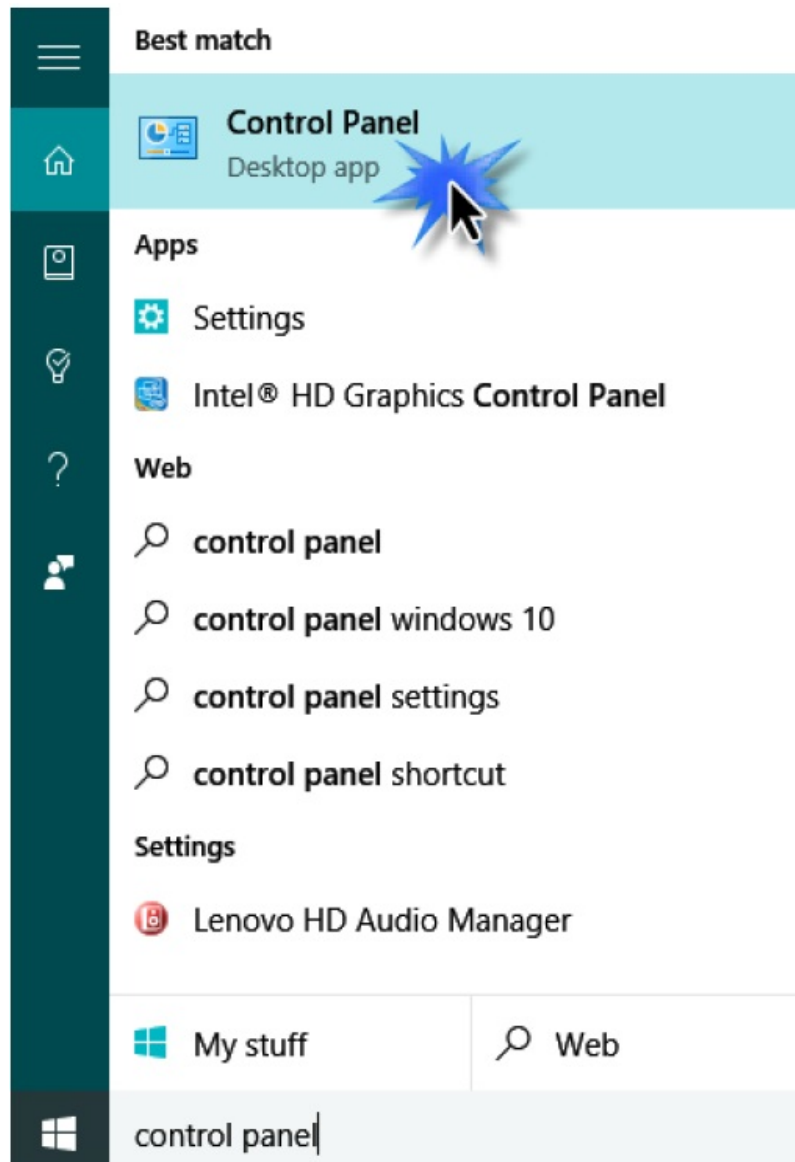
Version	Note	Date	File Type	File Size	
0.3.6.15	Linux_Driver_0.3.6.15 Support kernel : 2.6.32 ~ 4.14	2017-12-28	ZIP	332.60 KB	
1.0.2	Support VMware ESXi 6.0 & 6.5	2018-04-11	ZIP	537.42 KB	
1.0.0.2	Support OS MAC 10.12 Languages: English	2017-11-16	ZIP	541.29 KB	
1.0.0.2	Support OS Windows 7/8/8.1/10 Languages: English	2017-09-29	ZIP	6.28 MB	

[▲ Top](#)

## Driver Uninstallation

### For Windows 10:

1. Open Control Panel using the Start menu or Search function.



2. Select Uninstall a program under the programs category

## Adjust your computer's settings



### System and Security

Review your computer's status  
Save backup copies of your files with File History  
Back up and Restore (Windows 7)  
Find and fix problems



### Network and Internet

View network status and tasks  
Choose homegroup and sharing options



### Hardware and Sound

View devices and printers  
Add a device



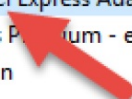
### Programs

Uninstall a program



3. Select Edimax (or similar) and click Uninstall).

Organize ▾ Uninstall Change		
Name	Publisher	Installed On
Edimax 10 Gigabit Ethernet SFP+ PCI Express Adapter	Edimax	06/05/2017
Microsoft Office 365 Small Business Premium - en-us	Microsoft Corporation	02/05/2017
Lenovo System Interface Foundation	Lenovo	29/04/2017
Mozilla Firefox 52.0.1 (x86 en-US)	Mozilla	29/04/2017



## Documents / Resources

  EW-7833AXP  Quick Installation Guide v1.00 (2017)	<a href="#">EDiMAX EW-7833AXP Dual Band WiFi and Bluetooth Adapter</a> [pdf] Installation Guide EW-7833AXP, EW-7833AXP Dual Band WiFi and Bluetooth Adapter, Dual Band WiFi and Bluetooth Adapter, WiFi and Bluetooth Adapter, Bluetooth Adapter
--	---

## References

- [EDIMAX - Download](#)