

EDIFIER R1280DB Active Speaker User Guide

[Home](#) » [Edifier](#) » EDIFIER R1280DB Active Speaker User Guide 

EDIFIER R1280DB Active Speaker User Guide

R1280DB

Active Speaker

— Quick Start Guide —

Model: EDF100016


Contents

- 1 Box Contents
- 2 Illustrations
- 3 Remote control
- 4 Connection
- 5 Line in mode
- 6 Optical/coaxial mode
- 7 Bluetooth mode
- 8 Specifications
- 9 Troubleshooting
- 10 Documents / Resources
 - 10.1 References

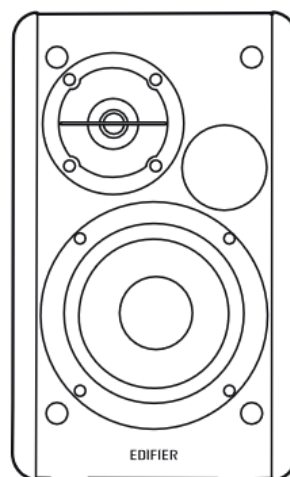
Box Contents



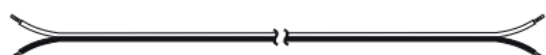
Remote control



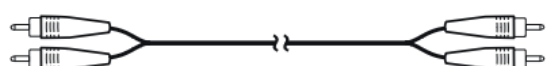
Passive speaker



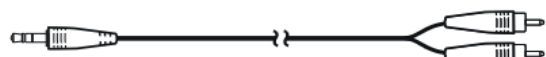
Active speaker



Speaker connecting cable



RCA to RCA audio cable



3.5mm-RCA audio cable



Fiber optic audio cable



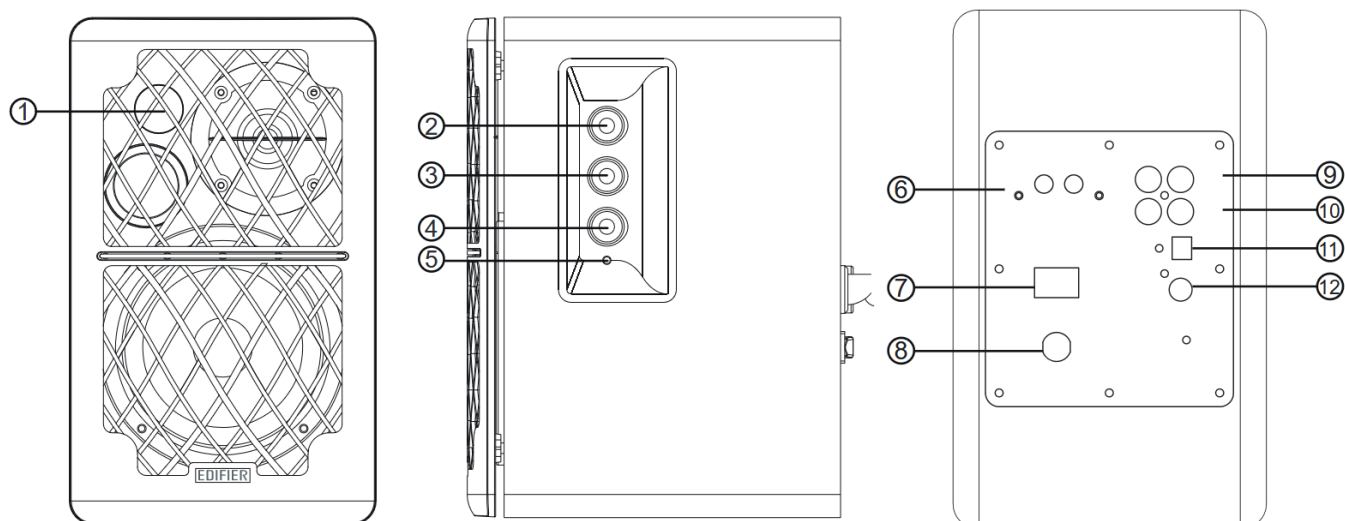
Quick start
guide



Important safety
instructions

Note: Images are for illustrative purposes only and may differ from the actual product.

Illustrations



1. Infrared receiver
2. Treble dial
3. Bass dial

4. Master volume control/ input selection

Press in to navigate between audio sources: LINE1→ LINE2→Optical→Coaxial→Bluetooth.

Note: Press and hold the master volume control to enter into standby mode.

5. Power indicator

Red: optical/coaxial inputs

Blue: Bluetooth input

Green: Line in1/Line in2 inputs

6. Speaker output

7. Power switch

8. Power cord

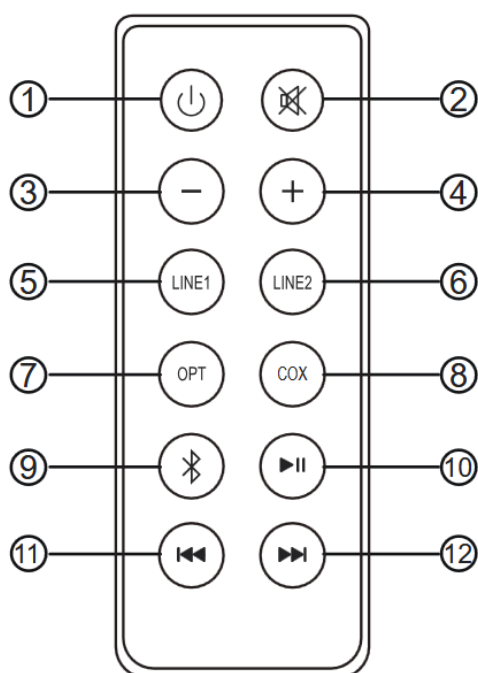
9. Line in1 input port

10. Line in2 input port

11. Optical input port

12. Coaxial input port

Remote control



1. Power ON/OFF

2. Mute

3. Volume decrease

4. Volume increase

5. Line in1 input

6. Line in2 input

7. Optical input

8. Coaxial input

9. Bluetooth input (Press and hold to disconnect Bluetooth devices)

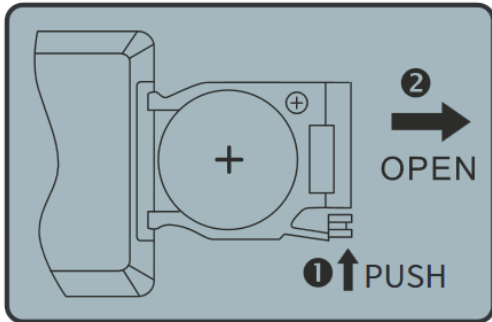
10. Pause/play (for Bluetooth only)

11. Previous track (for Bluetooth only)

12. Next track (for Bluetooth only)

Battery loading:

Please refer to the illustration to open the battery compartment, insert the CR2025 battery and close the compartment.



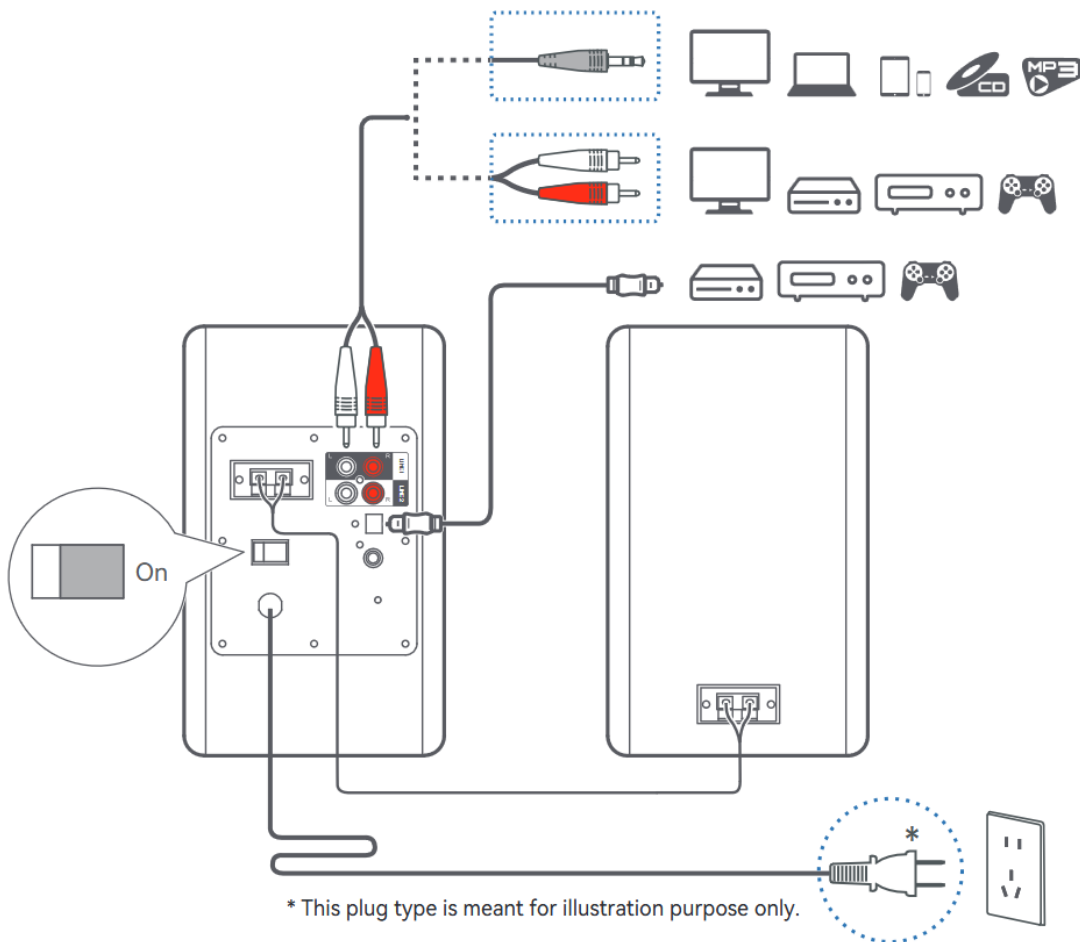
⚠ WARNING!

1. Don't swallow the battery; danger of chemical burn.
2. The product includes a wafer battery. Swallowing this battery may lead to injury or death. Do not place the new or old battery in where children can get to it.
3. Don't use the product if the battery cover is missing or not closed, and keep the remote inaccessible to children.
4. Please go to the hospital immediately if the battery is swallowed.

Note:

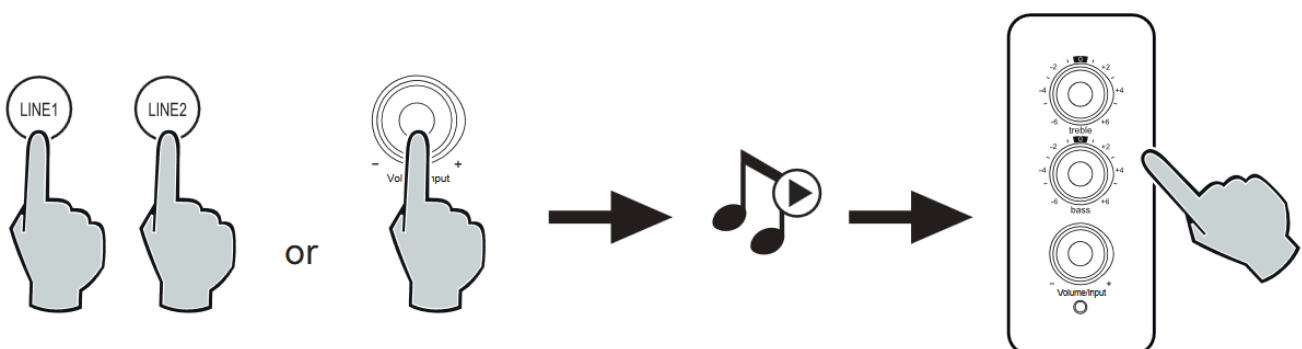
1. Do not place the remote control in places that are hot and humid.
2. Do not charge the batteries.
3. Remove the batteries when unused for a long period of time.
4. The battery should not be exposed to excessive heat such as direct sun, fire or similar.
5. Danger of explosion if battery is incorrectly replaced. Replace only with the same or equivalent type.

Connection



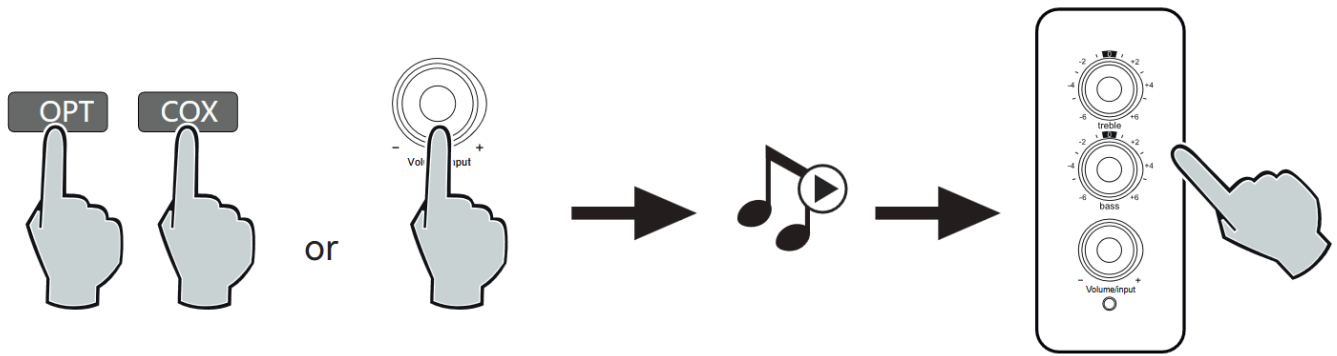
1. Connect the speakers with the included speaker connecting cable.
2. Connect to power source, power on the speaker, then the indicator is lit.

Line in mode



1. Press the master volume control on the active speaker or press the “LINE1”/“LINE2” button on the remote control to select LINE IN input. The indicator turns to green.
2. Using audio cable to connect audio source to the speaker.
3. Play from your device and adjust the volume accordingly.

Optical/coaxial mode

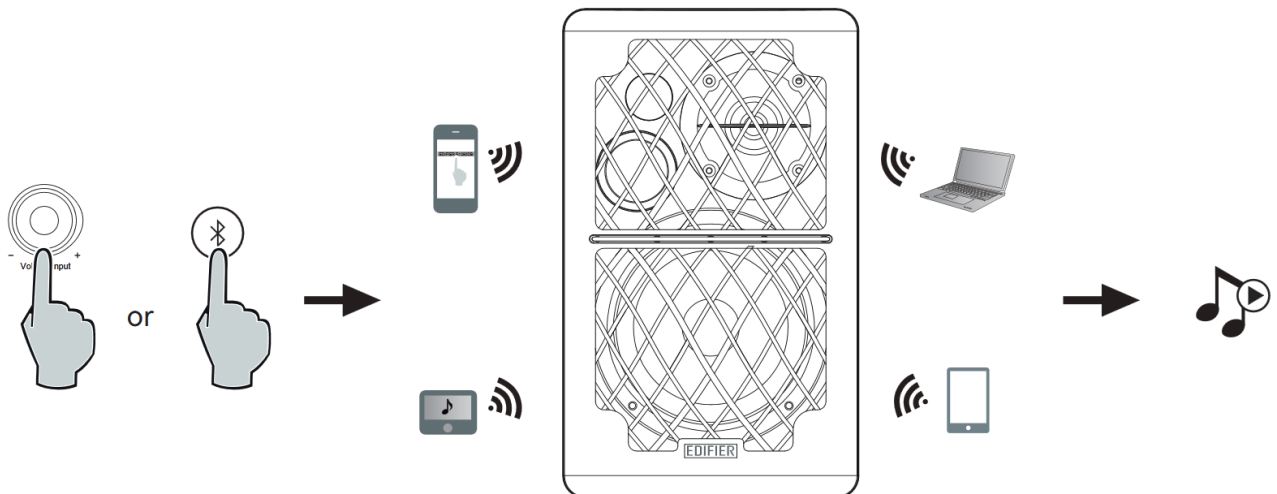



1. Press the master volume control on the active speaker or press the “OPT”/”COX” button on the remote control to select the optical/coaxial input. The indicator turns to red.
2. Using optical or coaxial cable (optical cable included) to connect audio sources to your speaker.
3. Play from your devices and adjust the volume accordingly.

Note:

1. In optical and coaxial modes, only PCM signal with 44.1KHz/48KHz can be decoded.

Bluetooth mode



1. Turn on speaker and switch to Bluetooth mode by pressing the Bluetooth button on the remote control or press the master volume control on back panel of the active speaker. The indicator turns to blue.
2. Go to setup section on your source devices (mobile phones, tablets, etc.) and search for nearby Bluetooth devices, you will find “EDIFIER R1280DB” in the list.
3. Pair your device with “EDIFIER R1280DB”.
4. Play audio tracks on your device and adjust the volume to a desired level.
5. To disconnect from the current Bluetooth device, press and hold the “” button for 2 seconds.

Note:

1. Bluetooth connectivity and compatibility may be different among different source devices, depending on the software versions of source devices.
2. To enjoy the full Bluetooth functions of this product, please ensure your mobile device supports A2DP and AVRCP profile.
3. PIN code for connection is "0000" if needed.

Specifications

Power output: L/R: 21W+21W
 Frequency response: 55Hz-20KHz
 Bass unit: 4 inch (116mm)
 Tweeter unit: Φ13mm silk dome tweeter

Declaration for EU
 Frequency Band: 2.402GHz ~ 2.480GHz
 RF Power output: ≤20 dBm (EIRP)
 There is no restriction of use.

Troubleshooting

Problem	Solution
No sound	• Check if the power indicator light is ON
	• Try to turn up the volume using either the master volume control or remote control.
	• Ensure the audio cables are firmly connected and the input is set correctly on the speakers.
	• Check if there is signal output from the audio source.
Cannot connect via Bluetooth	• Make sure the speaker is switched to Bluetooth input, in other audio input mode Bluetooth can not be paired or connected. Disconnect from any Bluetooth device by press and hold the volume dial in Bluetooth mode, then try again.
	• Effective Bluetooth transmission range is 10 meters, please make sure operation is within the range.
	• Try another Bluetooth device for connection.
The R1280DB does not turn on	• Check if mains power is connected. or if the wall outlet is switched on.

If you want to find out more about EDIFIER, please visit our website at www.edifier.com
 For EDIFIER warranty queries, please visit the relevant country page on our www.edifier.com and review the section Warranty Terms.
 USA and Canada: service@edifier.ca
 South America: Please visit www.edifier.com (English) or www.edifierla.com (Spanish/Portuguese) for local contact information.

Documents / Resources

	EDIFIER R1280DB Active Speaker [pdf] User Guide EDF100016, R1280DB Active Speaker, R1280DB, Active Speaker, Speaker
---	--

References

- [E Headphones, Speakers | A Passion for Sound - Edifier USA](#)
- [🌐 Edifier LATAM Public](#)
- [User Manual](#)

[Manuals+](#), [Privacy Policy](#)

This website is an independent publication and is neither affiliated with nor endorsed by any of the trademark owners. The "Bluetooth®" word mark and logos are registered trademarks owned by Bluetooth SIG, Inc. The "Wi-Fi®" word mark and logos are registered trademarks owned by the Wi-Fi Alliance. Any use of these marks on this website does not imply any affiliation with or endorsement.