



EDIFIER MP260 Portable Bluetooth Speaker User Manual

[Home](#) » [Edifier](#) » EDIFIER MP260 Portable Bluetooth Speaker User Manual

EDIFIER[®]

Contents [[hide](#)]

- [1 EDIFIER MP260 Portable Bluetooth SpeakerImportant safety instruction](#)
- [2 Product description and accessories](#)
- [3 Bluetooth connection](#)
- [4 Specifications](#)
- [5 Troubleshooting](#)
- [6 Documents / Resources](#)
- [7 Related Posts](#)

EDIFIER MP260 Portable Bluetooth Speaker



Important safety instruction

- Please read the instructions carefully. Keep it in a safe place for future reference.
- Use only accessories approved by the manufacturer.
- Install the instrument properly by following the instructions in the device connection section.
- Using the product in a 0-35°C environment is recommended. Shipping and storing the product in a 0-35°C environment is recommended.
- To reduce the risk of fire and electric shock, do not expose the product to rain or moisture.
- Do not use this product near water. Do not immerse the product into any liquid or have it exposed to dripping or splashing.
- Do not install or use this product near any heat source (e.g. radiator, heater, stove, or other devices that generate heat).
- Do not place any object filled with liquids, such as vases on the product; neither should any open fire, such as lighted candles be placed on the product.
- Do not block any ventilation openings. Do not insert any object into ventilation openings or slots. It may cause fire or electric shock.
- Keep sufficient clearance around the product to maintain good ventilation (minimum 5cm is recommended).
- Do not force a plug into the jack. Before connection, check for blockage in the jack and whether the plug matches the jack and is oriented in the right direction.
- Keep the provided accessories and parts (such as screws) away from children to prevent them from being swallowed by mistake.
- Do not open or remove the housing yourself. It may expose you to dangerous voltage or other hazardous risks. Regardless of the cause of the damage (such as damaged wire or plug, exposure to liquid splash or foreign object falling in, exposure to rain or moisture, product not working or being dropped, etc.), the repair has to be performed by an authorized service professional immediately.
- Before cleaning the product with a dry cloth, always turn off the product and disconnect the power plug first.
- Never use strong acid, alkali, gasoline, alcohol, or other chemical solvents to clean the product surface. Use only neutral solvent or clear water for cleaning.

- The product must be used at an altitude of lower than 2000m.

Excessively loud music may lead to hearing loss. Please keep the volume in a safe range.

Correct Disposal of this product. This marking indicates that this product should not be disposed of with other household wastes throughout the EU. To prevent possible harm to the environment or human health from uncontrolled waste disposal, recycle it responsibly to promote the sustainable reuse of material resources. To return your used device, please use the return and collection systems or contact the retailer where the product was purchased. They can take this product for environmental safe recycling

For wireless products:

- Wireless products may generate shortwave radio frequencies and interfere with the normal use of other electronic devices or medical equipment.
- Turn off the product when it's disallowed. Do not use the product in medical facilities, on airplanes, at gas stations, near-automatic gates, automatic fire alarm systems, or other automated devices.
- Do not use the product in the vicinity of a pacemaker within a 20cm range. The radio waves may affect the normal operation of the pacemaker or other medical devices.

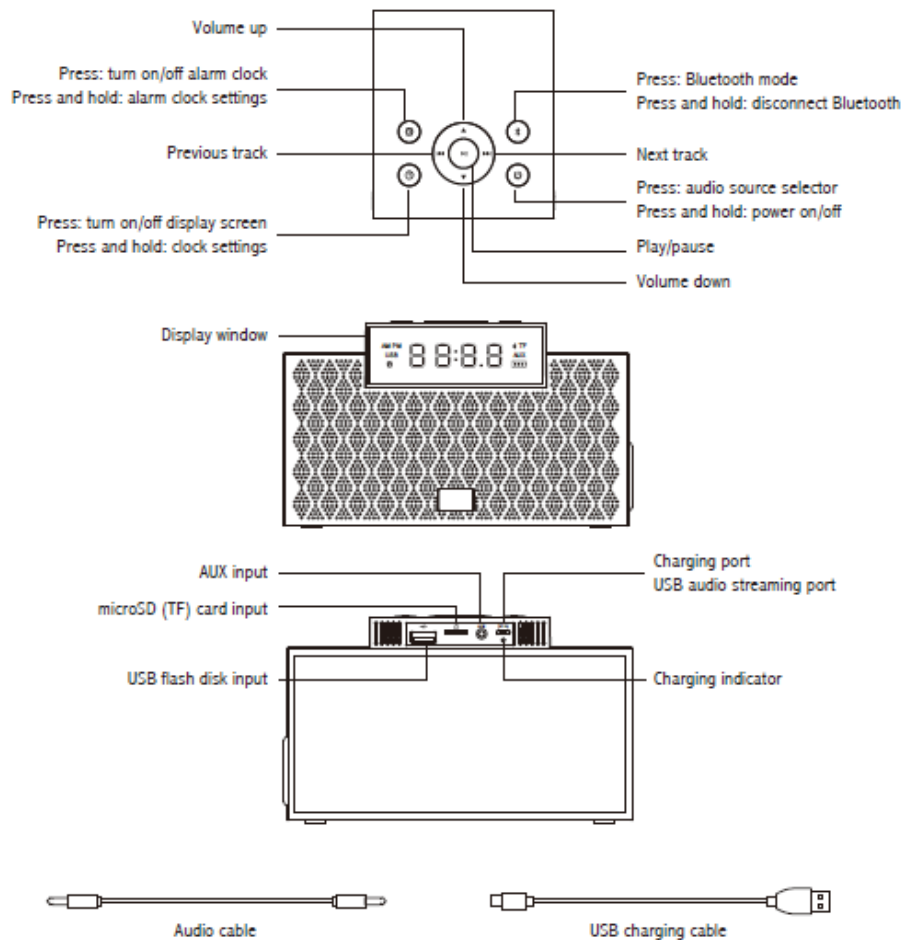
WARNING!

The danger of explosion if the battery is incorrectly replaced. Replace only with the same or equivalent type. Never disassemble, hit with force, squeeze batteries or dispose of batteries in a fire. Do not expose batteries in conductive materials, liquid, fire, or heat. Do not let metal objects contact two battery poles. If the battery looks swollen, leaking, discolored, having an odor, or any abnormal appearance, stop using it. Do not use the battery after being immersed in water.

Improper use of battery may lead to explosion or leakage, causing skin burn or other injuries; in the event of battery leakage, handle it with care, and immediately dispose of the battery in a manner in compliance with applicable laws and regulations in your locality.

The battery is subjected to extremely low air pressure that may result in an explosion or the leakage of flammable liquid or gas.

Product description and accessories



• Clock settings

- Press and hold the " " button for clock settings;
- Press the " " " " buttons to switch among AM/PM mode, hour and minute, and press the " " " " buttons to adjust AM/PM status or hour & minute value;
- Press the " " or " " button to exit and save the settings.

• Alarm clock settings

- Press and hold the " " button for alarm clock settings;
- Press the " " " " buttons to switch among AM/PM mode, hour, minute, and alarm clock volume, and press the " " " " buttons to adjust AM/PM status or hour value, minute value and alarm clock volume level;
- Press the " " or " " button to exit and save the settings;
- Press the " " button to turn the on/off the alarm clock. When the alarm clock is turned on, the time of the alarm clock set currently will be shown on the display window;
- When the alarm clock rings, press any button to turn it off

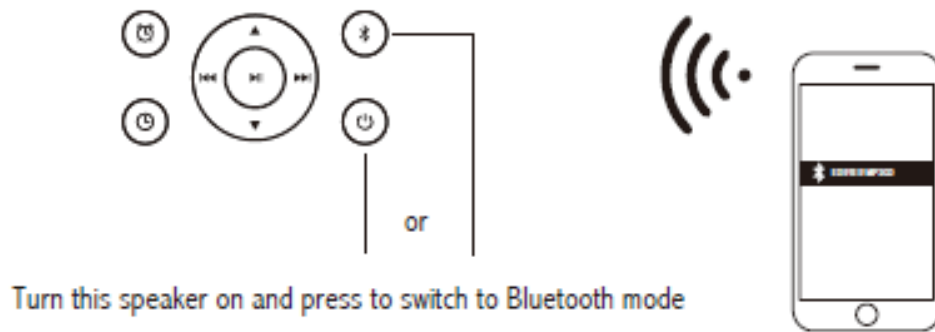
Tips:

To use the alarm clock function, please ensure the product is always connected to the power adapter, so as to avoid failing to enable the alarm clock due to battery exhaustion.

Note: Images are for illustrative purposes only and may differ from the actual product.

Bluetooth connection

- Turn this speaker on and press the " " or " " button to switch to Bluetooth mode;
- Set your mobile phone to search for and connect to "EDIFIER MP260", after pairing is successful, the " " icon will be steady shown on the display screen.



Specifications

Total watts (peak): 40W

Total watts (RMS): 20W (R/L: 4W+4W SW: 12W)

Frequency response: 53Hz-18KHz

Tweeter unit: 1 3/4 inch (45mm)

Bass unit: 2 3/4 inch (70mm)

Audio inputs: Bluetooth, AUX, microSD (TF) card, USB flash disk, USB audio streaming

Declaration for EU

Frequency Band: 2.402GHz ~ 2.480GHz

RF Power output: ≤20 dBm (EIRP)

There is no restriction of use.

Troubleshooting

No sound

- Check if the speaker is ON.
- Try to turn up the volume using the volume control.
- Ensure the audio cables are firmly connected and the input is set correctly on the speakers.
- Check if there is a signal output from the audio source.

Cannot connect via Bluetooth

- Make sure the speaker is switched to Bluetooth input. If it is in other audio input modes, Bluetooth will not connect. Disconnect from any Bluetooth device by pressing and holding the " " button, then try again.
- Effective Bluetooth transmission range is 10 meters; please ensure that operation is within that range.
- Try another Bluetooth device for connection.

Noise coming from speakers


- EDIFIER speakers generate little noise, while the background noise of some audio devices are too high. Please unplug audio cables and turn the volume up, if no sound can be heard at 1 meter away from the speaker, then there is no problem with this product.

Terms.

USA and Canada: www.edifier.com

South America: Please visit www.edifier.com

Documents / Resources

<p>EDIFIER®</p>  <p>MP260 Portable Bluetooth Speaker</p> <p>© 2015 EDIFIER INC. ALL RIGHTS RESERVED. SHEK OUYANG, SHENZHEN, CHINA</p>	<p><u>EDIFIER MP260 Portable Bluetooth Speaker</u> [pdf] User Manual</p> <p>MP260, Portable Bluetooth Speaker</p>
--	--