



EDIFIER MP230-BR Portable Bluetooth Speaker Instruction Manual

[Home](#) » [Edifier](#) » EDIFIER MP230-BR Portable Bluetooth Speaker Instruction Manual 



Contents

- [1 Important safety instruction](#)
- [2 What's in the Box](#)
- [3 Functional operation](#)
- [4 Specifications](#)
- [5 Operating instructions](#)
- [6 Troubleshooting](#)
- [7 Documents / Resources](#)
 - [7.1 References](#)

Important safety instruction

- Please read the instructions carefully. Keep it in safe place for future reference.
- Use only accessories approved by the manufacturer.
- Install the instrument properly by following the instructions in the device connection section.
- Using the product in a 0-35°C environment is recommended. Shipping and storing the product in a 0-35°C environment is recommended.
- To reduce the risk of fire and electric shock, do not expose the product to rain or moisture.
- Do not use this product near water. Do not immerse the product into any liquid or have it exposed to dripping or splashing.

- Do not install or use this product near any heat source (e.g. radiator, heater, stove, or other devices that generate heat).
- Do not place any object filled with liquids, such as vases on the product; neither should any open fire, such as lighted candles be placed on the product.
- Do not block any ventilation openings. Do not insert any object into ventilation openings or slots. It may cause fire or electric shock.
- Keep sufficient clearance around the product to maintain good ventilation (minimum 5cm is recommended).
- Do not force a plug into the jack. Before connection, check for blockage in the jack and whether the plug matches the jack and is oriented to the right direction.
- Keep the provided accessories and parts (such as screws) away from children to prevent from being swallowed by mistake.
- Do not open or remove the housing yourself. It may expose you to dangerous voltage or other hazardous risks. Regardless the cause of damage (such as damaged wire or plug, exposure to liquid splash or foreign object falling in, exposure to rain or moisture, product not working or being dropped, etc.), the repair has to be performed by an authorized service professional immediately.
- Before cleaning the product with dry cloth, always turn off the product and disconnect the power plug first.
- Never use strong acid, alkali, gasoline, alcohol, or other chemical solvents to clean the product surface. Use only neutral solvent or clear water for cleaning.
- The product must be used at an altitude of lower than 2000m.



Excessively loud music may lead to hearing loss. Please keep the volume in a safe range.



Correct Disposal of this product. This marking indicates that this product should not be disposed with other household wastes throughout the EU. To prevent possible harm to the environment or human health from uncontrolled waste disposal, recycle it responsibly to promote the sustainable reuse of material resources. To return your used device, please use the return and collection systems or contact the retailer where the product was purchased.

They can take this product for environmental safe recycling.

For wireless product:

- Wireless product may generate shortwave radio frequencies and interfere with the normal use of other electronic devices or medical equipment.
- Turn off the product when it's disallowed. Do not use the product in medical facilities, on airplane, at gas stations, near automatic gates, automatic fire alarm system or other automated devices.
- Do not use the product in the vicinity of a pacemaker within a 20cm range. The radio waves may affect the normal operation of the pacemaker or other medical devices.



Battery powered products:

Danger of explosion if the battery is incorrectly replaced. Replace only with the same or equivalent type.

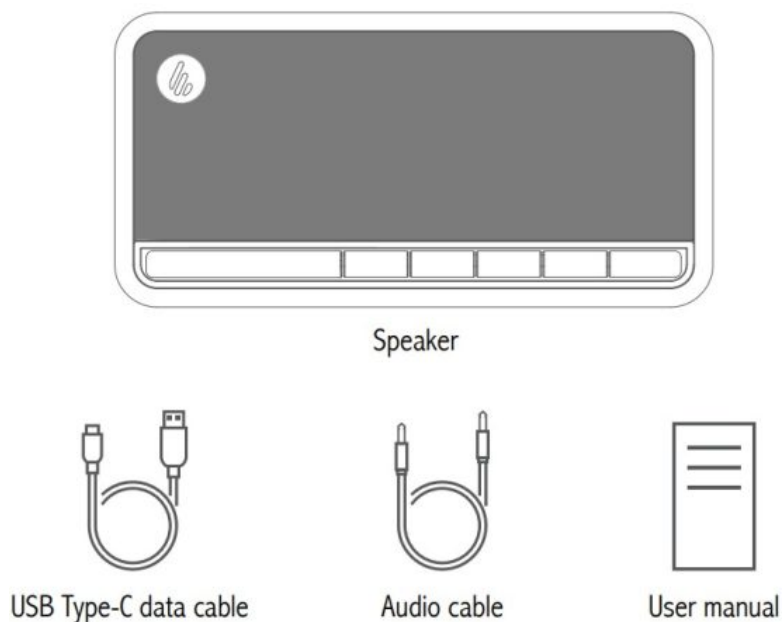
Never disassemble, hit with force, squeeze batteries or dispose of batteries in fire. Do not expose batteries in conductive materials, liquid, fire or heat.

Do not let metal object contact two battery poles. If the battery looks swollen, leaking, discolored, having odor or any abnormal appearance, stop using it. Do not use the battery after immersed in water.

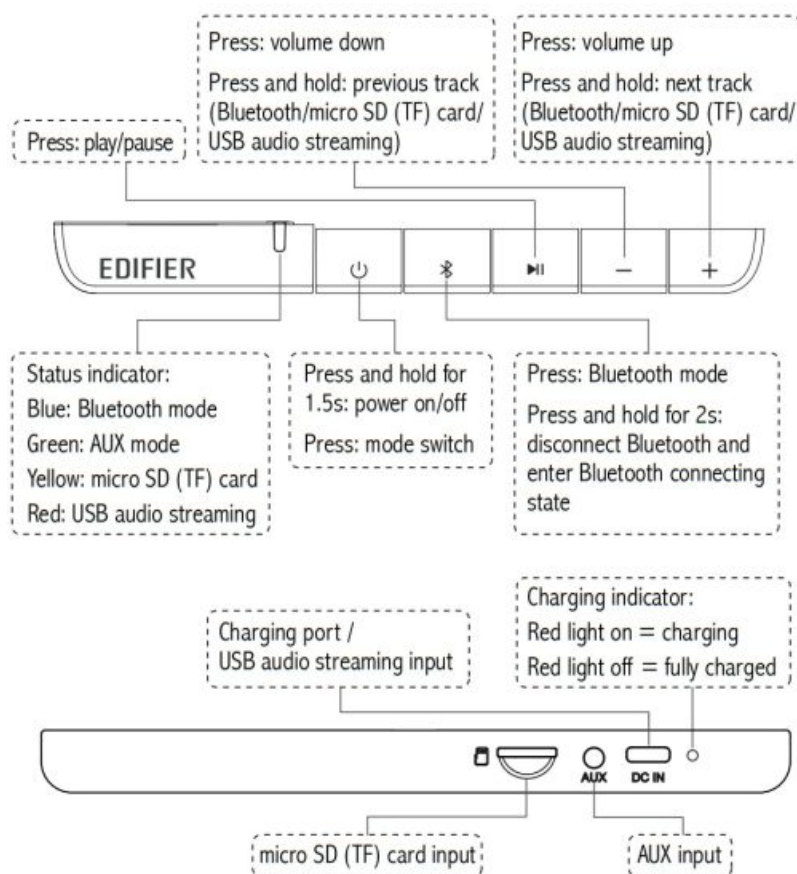
Improper use of battery may lead to explosion or leakage, causing skin burn or other injuries; in the event of battery leakage, handle it with care and immediately dispose of the battery in the manner in compliance with applicable laws and regulations in your locality.

The battery subjected to extremely low air pressure may result in an explosion or the leakage of flammable liquid or gas.

What's in the Box



Functional operation



Specifications

Power output: 10W+10W

Frequency response: 70Hz-13KHz

Input: 5V === 2A

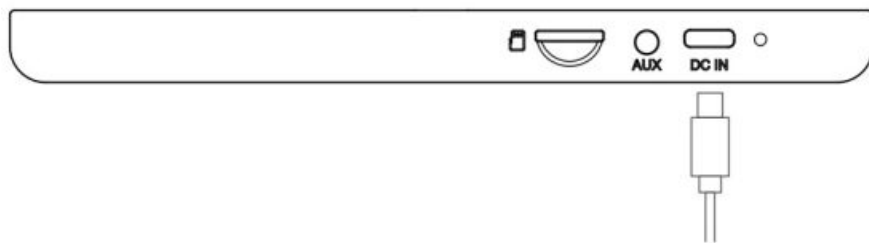
Note:

- Images are for illustrative purposes only and may differ from the actual product.
- For the need of technical improvement and system upgrade, information and specifications contained herein may be slightly different from actual product. If any difference is found, the actual product prevails.


Operating instructions

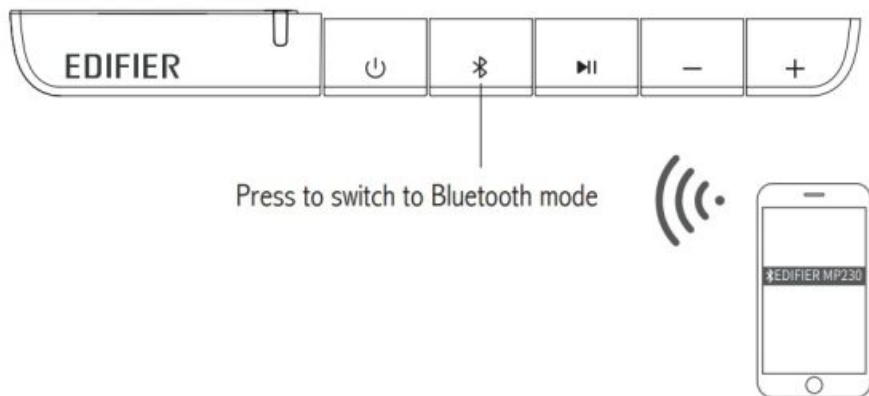
Charge

- You may hear a warning tone when the speaker is at low battery level, please charge it in time;
- Using a DC adapter (5V === 2A) to charge the speaker is recommended;
- Red light on = charging Red light off = fully charged
- To extend service life of its batteries, please charge the speaker every three months when it is not used for long periods of time.



Bluetooth connection and playback

- It is Bluetooth connecting mode by default when the speaker is powered on for the first time, you can pair the speaker with Bluetooth devices (mobile phones, tablets, etc.).
- The speaker is ready for Bluetooth connecting when the blue LED blinks rapidly, Select “EDIFIER MP230” in your device setting to connect.
- Bluetooth of the speaker has been hidden when the blue LED blinks slowly, you cannot find “EDIFIER MP230” on your Bluetooth devices, please press the “” button, or restart the speaker to enter Bluetooth connecting state.



AUX connection and playback

- Connect the speaker to a music player etc. with the included audio cable.
- Press the "⏻" button to switch to AUX mode (Green LED), then start playing music.

micro SD (TF) card mode playback

- Insert a micro SD (TF) card into the speaker.
- Press the "⏻" button to switch to micro SD (TF) card mode (Yellow LED), then start playing music in it.

Note: Most files in MP3/WAV format and some files in WMA/APE/FLAC can be played.

USB audio streaming mode

- Connect the speaker to a computer with the included USB Type-C data cable.
- Press the "⏻" button to switch to USB audio streaming mode (Red LED).
- In the computer open the sound settings and select "EDIFIER MP230" as its output device, then the speaker is ready to go.

Troubleshooting

No sound

- Check if the speaker is ON.
- Try to turn up the volume using the volume control.
- Ensure the audio cables are firmly connected and the input is set correctly on the speaker.
- Check if there is a signal output from the audio source.

Cannot connect via Bluetooth

- Make sure the speaker is switched to Bluetooth input. If it is in other audio input modes, Bluetooth will not connect. Disconnect from any Bluetooth device by pressing and holding the "⌵" button, then try again.
- Effective Bluetooth transmission range is 10 meters; please ensure that operation is within that range.
- Try another Bluetooth device for connection.

Noise coming from speakers

- EDIFIER speakers generate little noise, while the background noise of some audio devices are too high. Please unplug audio cables and turn the volume up, if no sound can be heard at 1 meter away from the speaker, then there is no problem with this product.

To learn more about EDIFIER, please visit www.edifier.com

For EDIFIER warranty queries, please visit the relevant country page on www.edifier.com and review the section titled Warranty Terms.

USA and Canada: service@edifier.ca

South America: Please visit www.edifier.com (English) or www.edifierla.com (Spanish/Portuguese) for local contact information.



Documents / Resources

 A small thumbnail image of the Edifier MP230-BR Portable Bluetooth Speaker. The image shows the speaker's packaging, which is white with the Edifier logo and product name. The text "MP230" and "Portable Bluetooth Speaker" are visible on the box.	<p>EDIFIER MP230-BR Portable Bluetooth Speaker [pdf] Instruction Manual</p> <p>MP230-BR, MP230-BR Portable Bluetooth Speaker, Portable Bluetooth Speaker, Bluetooth Speaker, Speaker</p>
---	--

References

-  [Headphones, Speakers | A Passion for Sound - Edifier USA](#)
- [User Manual](#)

Manuals, Privacy Policy

This website is an independent publication and is neither affiliated with nor endorsed by any of the trademark owners. The "Bluetooth®" word mark and logos are registered trademarks owned by Bluetooth SIG, Inc. The "Wi-Fi®" word mark and logos are registered trademarks owned by the Wi-Fi Alliance. Any use of these marks on this website does not imply any affiliation with or endorsement.