

EDIFIER
MP100-PLUS-BK
Portable Bluetooth
Speaker



Contents

- [1 EDIFIER MP100-PLUS-BK Portable Bluetooth Speaker](#)
- [2 Important safety instruction](#)
- [3 Box Contents](#)
- [4 Functional operation](#)
- [5 Operating instructions](#)
- [6 Bluetooth playback](#)
- [7 LED instructions](#)
- [8 Specifications](#)
- [9 Troubleshooting](#)
- [10 FAQs](#)
- [11 Documents / Resources](#)
 - [11.1 References](#)



EDIFIER MP100-PLUS-BK Portable Bluetooth Speaker



Important safety instruction

- Please read the instructions carefully. Keep it in a safe place for future reference.
- Use only accessories approved by the manufacturer.
- Install the instrument properly by following the instructions in the device connection section.
- Using the product in a 0-35°C environment is recommended. Shipping and storing the product in a 0-35°C environment is recommended.
- To reduce the risk of fire and electric shock, do not expose the product to rain or moisture.
- Do not use this product near water. Do not immerse the product into any liquid or have it exposed to dripping or splashing.
- Do not install or use this product near any heat source (e.g. radiator, heater, stove, or other devices that generate heat).
- Do not place any object filled with liquids, such as vases on the product; nor should any open fire, such as lighted candles, be placed on the product.
- Do not block any ventilation openings. Do not insert any object into ventilation openings or slots. It may cause fire or an electric shock.
- Keep sufficient clearance around the product to maintain good ventilation (minimum 5cm is recommended).
- Do not force a plug into the jack. Before connection, check for blockage in the jack and whether the plug matches the jack and is oriented in the right direction.
- Keep the provided accessories and parts (such as screws) away from children to prevent from being swallowed by mistake.
- Do not open or remove the housing yourself. It may expose you to dangerous voltage or other hazardous risks. Regardless of the cause of damage (such as a damaged wire or plug, exposure to liquid splash or foreign object falling in, exposure to rain or moisture, product not working or being dropped, etc.), the repair has to be performed by an authorized service professional immediately.
- Before cleaning the product with a dry cloth, always turn off the product and disconnect the power plug first.
- Never use strong acid, alkali, gasoline, alcohol, or other chemical solvents to clean the product surface. Use only neutral solvent or clear water for cleaning.
- The product must be used at an altitude of less than 2000m.

Excessively loud music may lead to hearing loss. Please keep the volume in a safe range. Correct Disposal of this product. This marking indicates that this product should not be disposed of with other household wastes throughout the EU. To prevent possible harm to the environment or human health from uncontrolled waste disposal, recycle it responsibly to promote the sustainable reuse of material resources. To return your used device, please use the return and collection systems or contact the retailer where the product was purchased. They can take this product for environmentally safe recycling.

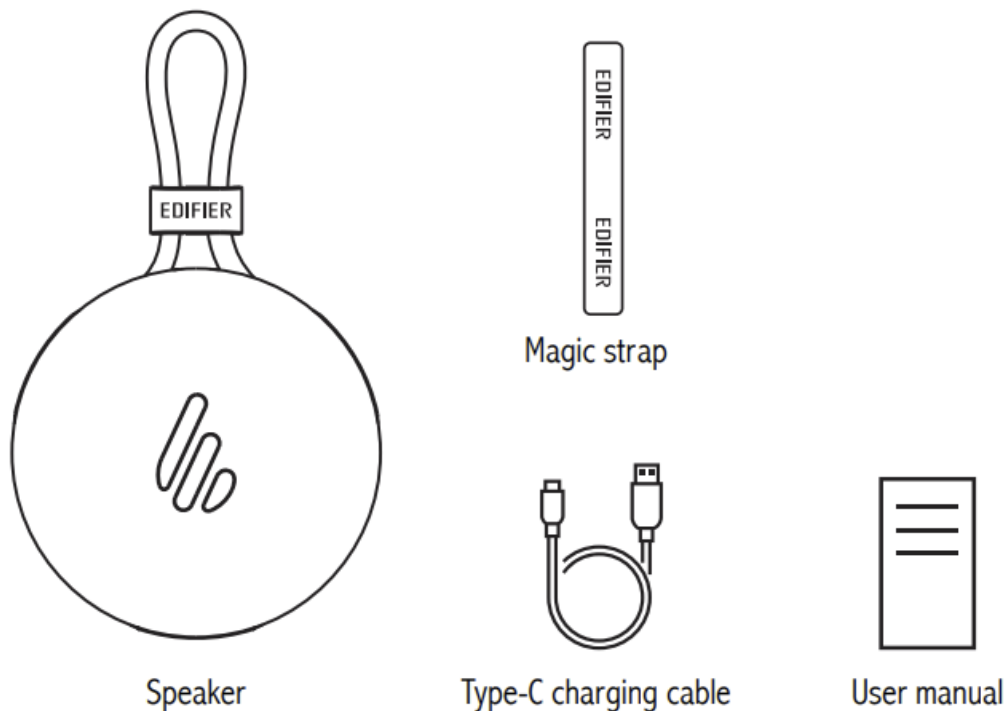
For wireless product

- Wireless product may generate shortwave radio frequencies and interfere with the normal use of other electronic devices or medical equipment.
- Turn off the product when it's disallowed. Do not use the product in medical facilities, on airplane, at gas stations, near automatic gates, automatic fire alarm system or other automated devices.
- Do not use the product in the vicinity of a pacemaker within a 20cm range. The radio waves may affect the normal operation of the pacemaker or other medical devices.

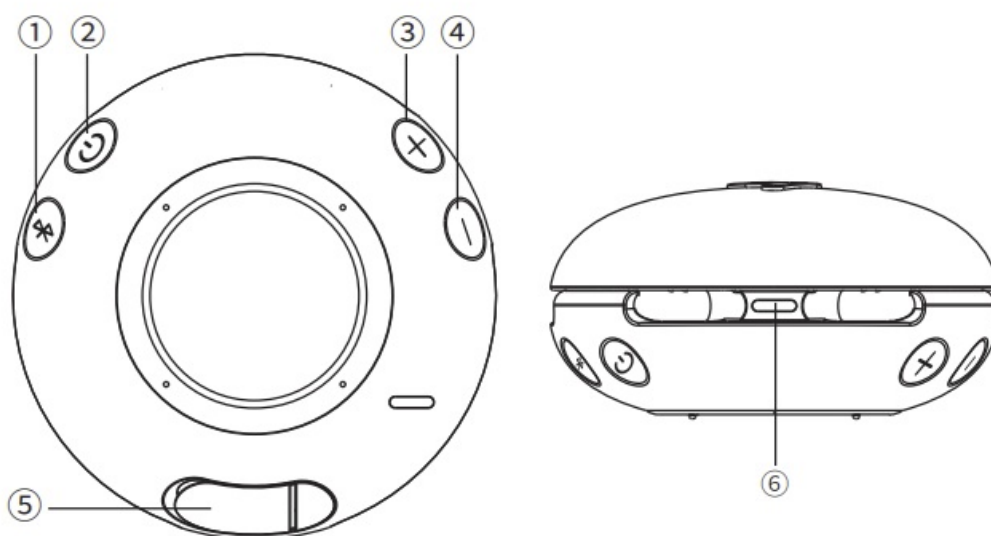
Battery powered products

Danger of explosion if the battery is incorrectly replaced. Replace only with the same or equivalent type. Never disassemble, hit with force, squeeze batteries or dispose of batteries in fire. Do not expose batteries in conductive materials, liquid, fire or heat. Do not let a metal object contact two battery poles. If the battery looks swollen, leaking, discolored, has an odor or has any abnormal appearance, stop using it. Do not use the battery after immersed in water. Improper use of battery may lead to explosion or leakage, causing skin burns or other injuries; in the event of battery leakage, handle it with care and immediately dispose of the battery in the manner in complies with applicable laws and regulations in your locality. The battery subjected to extremely low air pressure may result in an explosion or the leakage of flammable liquid or gas.

Box Contents



Functional operation



1. Bluetooth switch

- **Press and hold:** disconnect Bluetooth and enter Bluetooth pairing

2. Power switch

- **Press:** pause/play

- Press and hold: power on/off

3. Volume up button

- Press: volume up
- Press and hold: next track

4. Volume down button

- Press: volume down
- Press and hold: previous track

5. Charging port

6. LED indicator

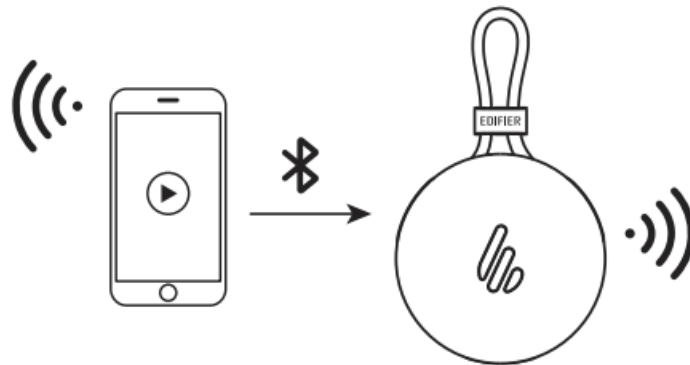
Note

1. If the speaker is not connected after powering on, it will automatically power off after 30 minutes.
2. In the Bluetooth mode, the “previous/next track” is only valid for devices that support the AVRCP profile (Audio/Video Remote Control Profile).

Operating instructions




Bluetooth playback

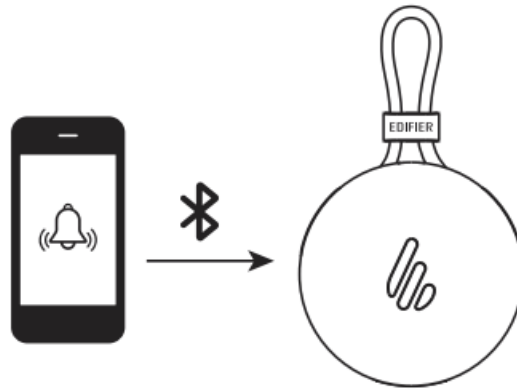
1. When the speaker is powered on, select “EDIFIER MP100 Plus” in your device settings to connect.
2. After the connection is successful, the speaker will emit a prompt, then start playing music.



Bluetooth hands-free phone function

When there is a Bluetooth connection between the phone and the speaker, and there is an incoming call:

- Press and hold “” to reject a call
- Press “” to answer, then press to end a call
- When calling, press and hold “” to transfer the call to the phone



Note

1. Please make sure your device supports A2DP (Advanced Audio Distribution Profile) / HFP (Handsfree Profile) profiles.
2. Pin code for connection is "0000" if needed.

LED instructions

Status	Charging	Non-charging/ fully charged
Bluetooth pairing	Blue LED blinks rapidly	Blue LED blinks rapidly
Bluetooth connected	Red LED steadily lit	Blue LED steadily lit
Bluetooth hidden	Red LED blinks slowly	Blue LED blinks slowly
Power off	Red LED steadily lit	/

Note

1. When the speaker enters the Bluetooth hidden state, it cannot be connected with the mobile phone.
2. Press the Bluetooth switch to enter the Bluetooth pairing state and then connect.

Specifications

- **Power output:** 5W
- **Frequency response:** 200Hz-18KHz
- **Input:** 5V 1A

Note


- Images are for illustrative purposes only and may differ from the actual product.
- For the need of technical improvement and system upgrade, information and specifications contained herein may be slightly different from actual product. If any difference is found, the actual product prevails.

Troubleshooting

No sound

- Check if the speaker is ON.
- Try to turn up the volume using the volume control.
- Ensure the audio cables are firmly connected and the input is set correctly on the speaker.
- Check if there is a signal output from the audio source.

Cannot connect via Bluetooth

- Make sure the speaker is switched to Bluetooth input. If it is in other audio input modes, Bluetooth will not connect. Disconnect from any Bluetooth device by pressing and holding the “” button, then try again.
- The effective Bluetooth transmission range is 10 meters; please ensure that the operation is within that range.
- Try another Bluetooth device for connection.

Noise coming from speakers

- EDIFIER speakers generate little noise, while the background noise of some audio devices are too high. Please unplug audio cables and turn the volume up, if no sound can be heard at 1 meter away from the speaker, then there is no problem with this product.

To learn more about EDIFIER, please visit www.edifier.com. For EDIFIER warranty queries, please visit the relevant country page on www.edifier.com and review the section titled Warranty Terms. USA and Canada: service@edifier.ca South America: Please visit www.edifier.com (English) or www.edifierla.com (Spanish/Portuguese) for local contact information.

- Model: EDF100018
- Edifier International Limited
- P.O. Box 6264
- General Post Office
- Hong Kong
- Tel: +852 2522 6989
- Fax: +852 2522 1989
- www.edifier.com
- 2022 Edifier International Limited. All rights reserved. Printed in China

NOTICE

For the need of technical improvement and system upgrade, information contained herein may be subject to change from time to time without prior notice. Products of EDIFIER will be customized for different applications. Pictures and illustrations shown on this manual may be slightly different from the actual product. If any difference is found, the actual product prevails.

FAQs


Q: What should I do if the speaker is not connected after powering on?

A: If the speaker is not connected within 30 minutes after power on, it will automatically power off. In Bluetooth mode, ensure your device supports the AVRCP profile for track control.

Q: How do I know if the speaker is fully charged?

A: When not charging or fully charged, the blue LED indicator will blink rapidly or stay lit steadily.

Documents / Resources

	<p>EDIFIER MP100-PLUS-BK Portable Bluetooth Speaker [pdf] Instruction Manual MP100-PLUS-BK, MP100-PLUS-BK Portable Bluetooth Speaker, MP100-PLUS-BK, Portable Bluetooth Speaker, Bluetooth Speaker, Speaker</p>
---	---

References

- [E Headphones, Speakers | A Passion for Sound - Edifier USA](#)
- [🌐 Edifier LATAM Public](#)
- [User Manual](#)

[Manuals+](#), [Privacy Policy](#) | [@manuals.plus](#) | [YouTube](#)

This website is an independent publication and is neither affiliated with nor endorsed by any of the trademark owners. The "Bluetooth®" word mark and logos are registered trademarks owned by Bluetooth SIG, Inc. The "Wi-Fi®" word mark and logos are registered trademarks owned by the Wi-Fi Alliance. Any use of these marks on this website does not imply any affiliation with or endorsement.