



# EDIFIER Comfo C Open Ear True Wireless Earbuds User Guide

[Home](#) » [Edifier](#) » EDIFIER Comfo C Open Ear True Wireless Earbuds User Guide 

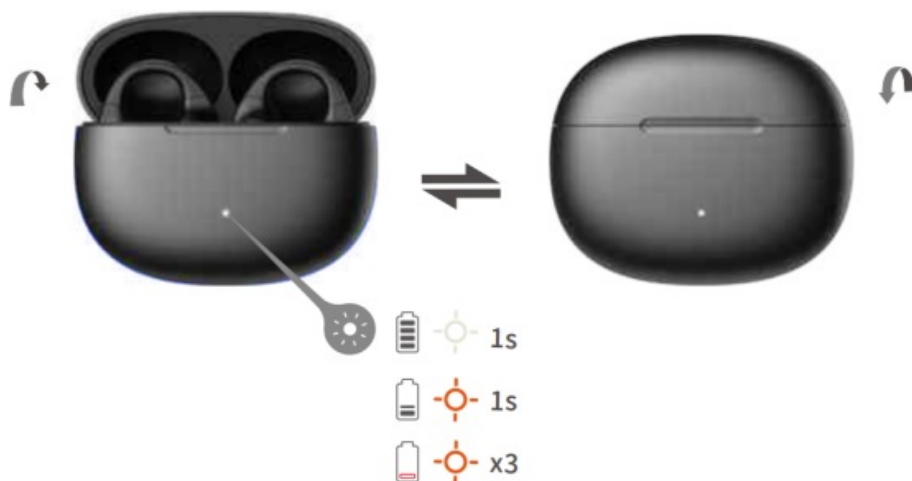
## EDIFIER Comfo C Open Ear True Wireless Earbuds User Guide



### Contents

- [1 Power ON/OFF](#)
- [2 First pairing](#)
- [3 Pairing for new device](#)
- [4 Multipoint connection](#)
- [5 Reset](#)
- [6 Charging](#)
- [7 Controls](#)
- [8 Documents / Resources](#)
  - [8.1 References](#)
- [9 Related Posts](#)

### Power ON/OFF



Open or close the case to power on/off.

## First pairing

1. Once powered on, the earbuds will automatically enter Bluetooth pairing mode.
2. Select “EDIFIER Comfo C” from your device list to connect.



## Pairing for new device

1. Place the earbuds in the case and keep it open.
2. Press and hold the button on the case for 3s until white and orange LED blink.

**Note:** For subsequent use, the earbuds will automatically connect to the device used last time.



## Multipoint connection

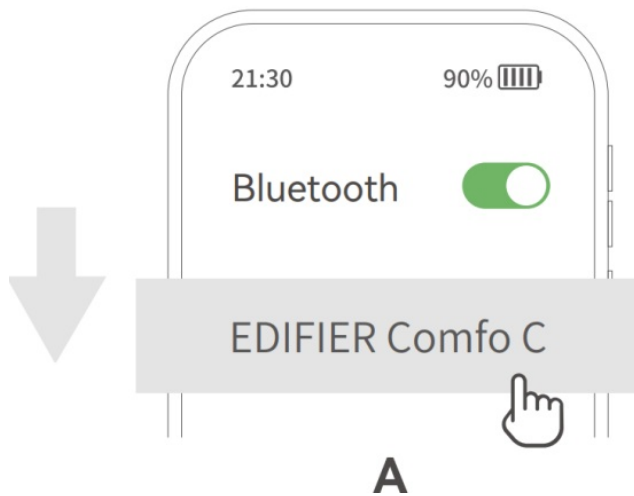
1. Pair device A with the earbuds manually and keep the earbuds in the case.



2. Re-enter Bluetooth pairing and select “EDIFIER Comfo C” in device B settings to connect.



3. Select “EDIFIER Comfo C” again in device A settings to complete the multipoint connection.



**Note:** For subsequent use, the earbuds will automatically reconnect to the two devices used last time.

## Reset

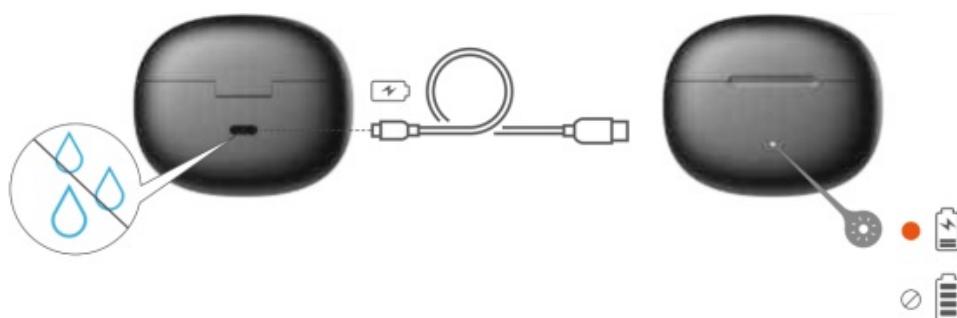
1. Place the earbuds in the case and keep it open.



2. Press the button on the case 3 times, white LED will blink until the reset is complete.



## Charging



















**Input:** 5V  200mA(Earbuds)  
5V  1A(Charging case)

**Note:** Make sure the USB port is completely dry before charging

## Controls



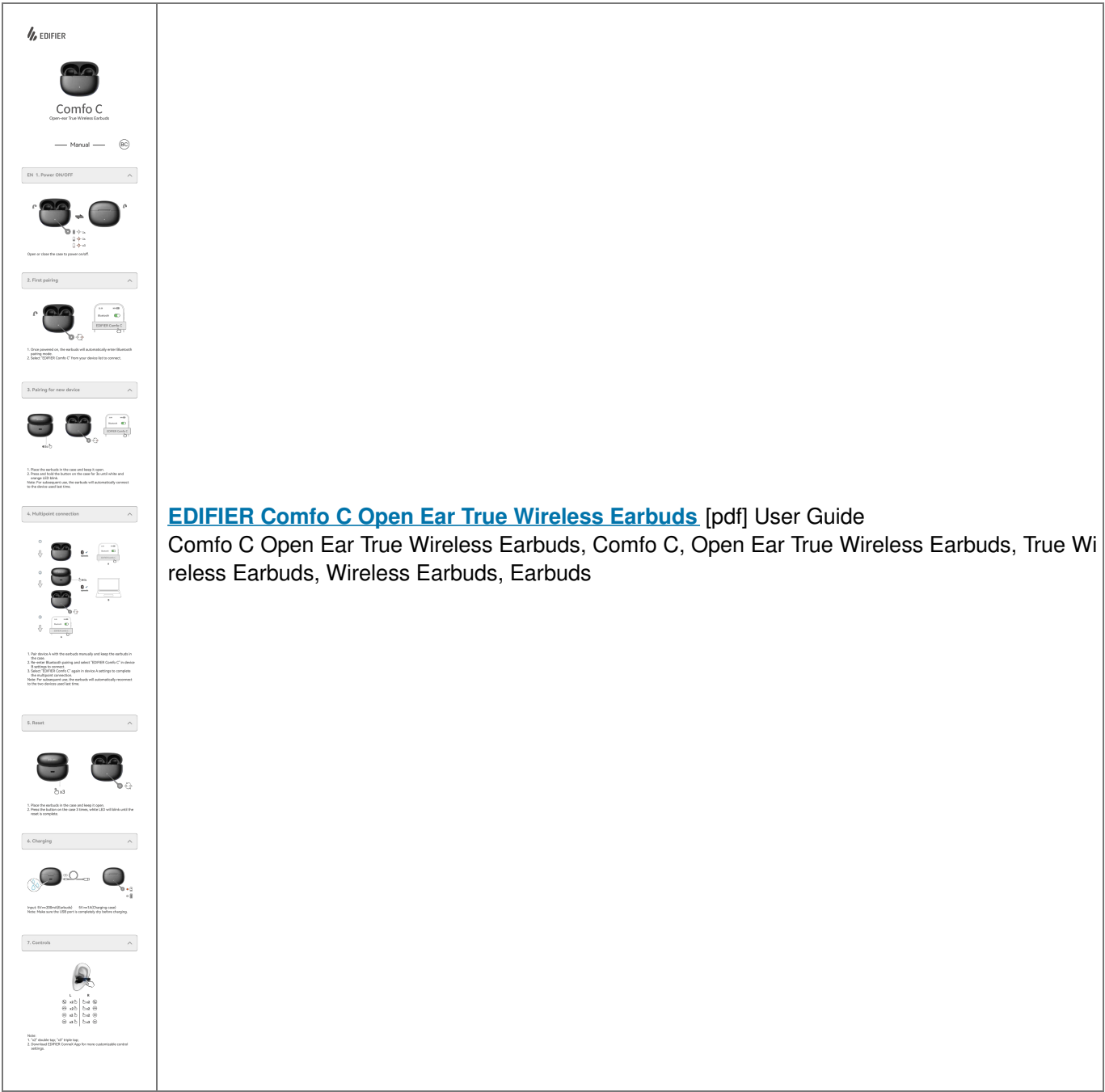
L		R	
	x2 	 x2 	
	x2 	 x2 	
	x2 	 x2 	
	x3 	 x3 	

**Note:**

1. "x2" double tap; "x3" triple tap;
2. Download EDIFIER ConneX App for more customizable control settings.



**Documents / Resources**



## References

- [User Manual](#)

### Manuals+, Privacy Policy

This website is an independent publication and is neither affiliated with nor endorsed by any of the trademark owners. The "Bluetooth®" word mark and logos are registered trademarks owned by Bluetooth SIG, Inc. The "Wi-Fi®" word mark and logos are registered trademarks owned by the Wi-Fi Alliance. Any use of these marks on this website does not imply any affiliation with or endorsement.