



Ecobee EBERS42 Smart Sensor with Voice Control Instruction Manual

[Home](#) » [Ecobee](#) » Ecobee EBERS42 Smart Sensor with Voice Control Instruction Manual 

Contents

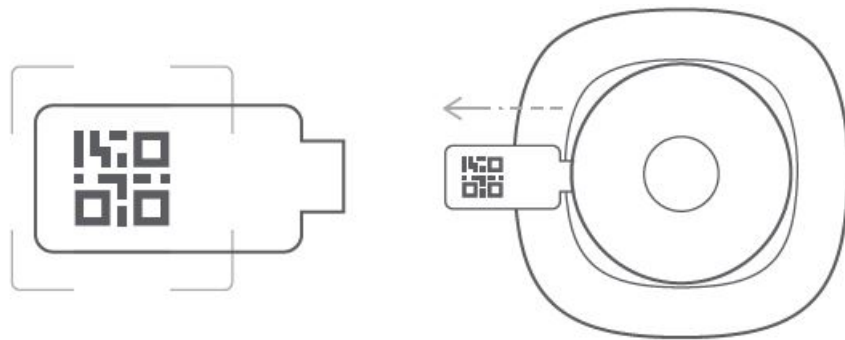
- [1 Ecobee EBERS42 Smart Sensor with Voice Control](#)
- [2 Activate your SmartSensor](#)
- [3 Place it with a stand](#)
- [4 Stick it with the wall-mount](#)
- [5 Explore the features you've unlocked on your ecobee](#)
- [6 FCC Statement](#)
- [7 Documents / Resources](#)
- [8 Related Posts](#)



Ecobee EBERS42 Smart Sensor with Voice Control

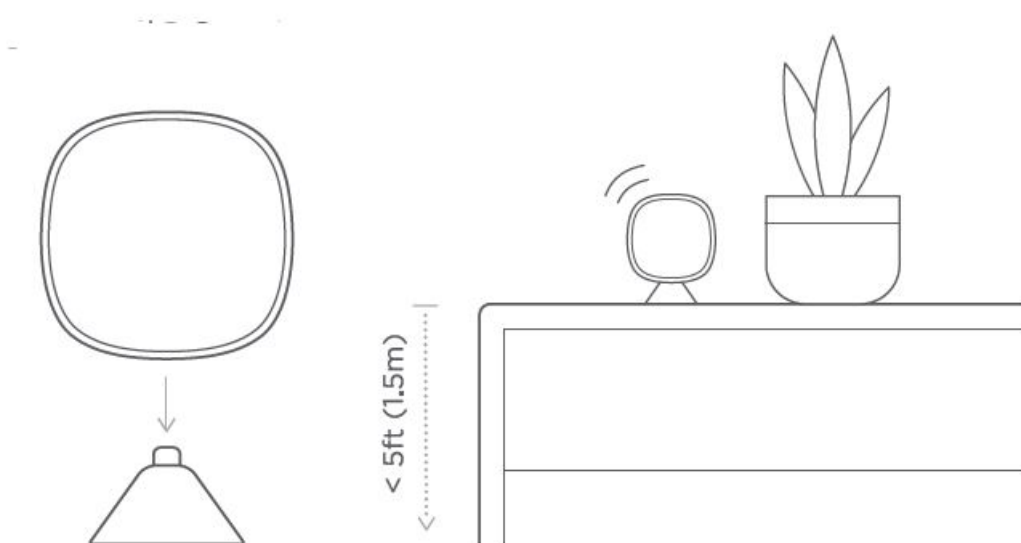


Activate your SmartSensor



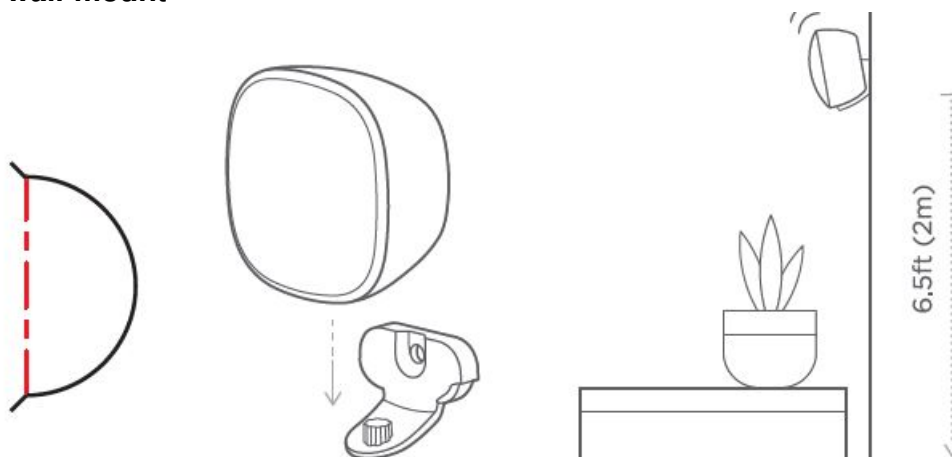
Use the code app to add the smart sensor. Scan the QR code then pull the tab. Continue the setup on the eccobee- app.

Place it with a stand



Use the stand to place your sensor on a table or shelf. , picked a spot that's higher than mount.

Stick it with the wall-mount



Or stick your sensor to the wall if you have got curious children clean with a cloth. once day a position and press the advice for 10 seconds

Explore the features you've unlocked on your ecobee



- SMART HONi./AWAY
- Follow me
- Thermal project

FCC Statement

FCC Compliance Statement Compliance Notice:

This equipment has been tested and found to comply with the limits for a Class B digital device, pursuant to part 15 of the FCC Rules. These limits are designed to provide reasonable protection against harmful interference in a residential installation. This equipment generates, uses and can radiate radio frequency energy and, if not installed and used in accordance with the instructions, may cause harmful interference to radio communications. However, there is no guarantee that interference will not occur in a particular installation. If this equipment does cause harmful interference to radio or television reception, which can be determined by turning the equipment off and on, the user is encouraged to try to correct the interference by one or more of the following measures:

- Reorient or relocate the receiving antenna.
- Increase the separation between the equipment and receiver.
- Connect the equipment into an outlet on a circuit

different from that to which the receiver is connected.
—Consult the dealer or an experienced radio/TV technician for help.

This device complies with part 15 of FCC rules. Operation is subject to the following two conditions:
1. This device may not cause harmful interference.
2. This device must accept any interference received, including interference that may cause undesired operation.

Changes or modifications that are not expressly approved by the manufacturer could void the user's authority to operate the equipment.


RF Exposure Information:

This equipment complies with FCC radiation exposure limits set forth for an uncontrolled environment. In order to avoid the possibility of exceeding the FCC radio frequency exposure limits, human proximity to the antenna shall not be less than 20cm during normal operation.

Innovation, Science and Economic Development Canada (ISED) | Compliance Notice:

This device contains licence-exempt transmitter(s)/receiver(s) that comply with Innovation, Science and Economic Development Canada's

Documents / Resources

	Ecobee EBERS42 Smart Sensor with Voice Control [pdf] Instruction Manual 1881541520, WR91881541520, EBERS42 Smart Sensor with Voice Control, EBERS42, Smart Sensor with Voice Control
---	---