



ECHOMASTER P-BUA-TRANSIT-T Wiring Harness for Backup Alarm 2015-2021 Ford Transit Instruction Manual

[Home](#) » [Echomaster](#) » ECHOMASTER P-BUA-TRANSIT-T Wiring Harness for Backup Alarm 2015-2021 Ford Transit Instruction Manual 

Contents

- [1 ECHOMASTER P-BUA-TRANSIT-T Wiring Harness for Backup Alarm 2015-2021 Ford Transit](#)
- [2 WHAT'S INCLUDED](#)
- [3 COMPATIBLE ACCESSORIES](#)
- [4 TOOLS REQUIRED](#)
- [5 Documents / Resources](#)
 - [5.1 References](#)
- [6 Related Posts](#)



ECHOMASTER P-BUA-TRANSIT-T Wiring Harness for Backup Alarm 2015-2021 Ford Transit



P-BUA-TRANSIT-T
Wiring Harness for Backup Alarm 2015-2021 Ford Transit
INSTALLATION MANUAL

Thank you for purchasing the
P-BUA-TRANSIT-T

WHAT'S INCLUDED

- Vehicle Specific Wire Harness (P-BUA-TRANSIT-T)

COMPATIBLE ACCESSORIES

- 97dB Backup Alarm (BUA-97C)
- 97dB White Noise Backup Alarm (BUA-97WNC)

TOOLS REQUIRED

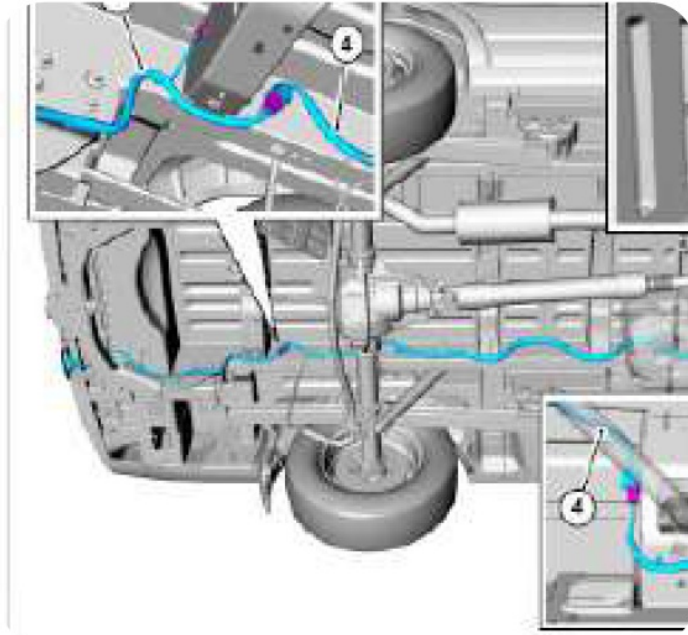


1. 10mm Nut-setter
2. #2 Phillips Bit

3. Impact Drill
4. Diagonal Cutters

- **STEP 1:**

Locate the in-line trailer tow harness connector that is below the vehicle



- **STEP 2:**


Unplug the OEM connector and install the P-BUA-TRANSIT-T harness between the OEM connectors

Note: Vehicles without a trailer tow connector will be equipped with a sealed plug

- Install the sealed plug onto the male end of the P-BUA-TRANSIT-T harness
- Vehicle that is not equipped with trailer tow wiring



Vehicle that is equipped with trailer tow wiring



- **STEP 3:**

Use an impact drill and 10mm nut-setter to install a compatible backup alarm on the underside of the vehicle

Note: (2) 10mm TEK screws are provided with the compatible backup alarm

- **STEP 4:**

Use an impact drill and #2 Phillips bit to attach the P-BUA-TRANSIT-T ground ring to the vehicles chassis with a 1/2" self tapping fastener




- **STEP 5:**

Plug the backup alarm connector into the mating connector on the P-BUA-TRANSIT-T harness. Secure any excess wiring with cable ties. Use diagonal cutters to remove excess cable tie material.

- **STEP 6:**


Test the backup alarm



Phone – 866-766-2267
E-Mail – support@aampglobal.com

EchoMaster is a Power Brand of AAMP Global
EchoMaster.com

Documents / Resources

	<p>ECHOMASTER P-BUA-TRANSIT-T Wiring Harness for Backup Alarm 2015-2021 Ford Transit [pdf] Instruction Manual</p> <p>P-BUA-TRANSIT-T Wiring Harness for Backup Alarm 2015-2021 Ford Transit, P-BUA-TRANSIT-T, Wiring Harness for Backup Alarm 2015-2021 Ford Transit, Wiring Harness for Backup Alarm, Backup Alarm, Alarm, Wiring Harness, Harness</p>
---	---

References

-  [EchoMaster – Aftermarket Vehicle Safety Products for Consumer and Commercial Drivers](#)