



ECHOMASTER BUA-97C Backup Alarm Instruction Manual

[Home](#) » [Echomaster](#) » ECHOMASTER BUA-97C Backup Alarm Instruction Manual 

ECHOMASTER BUA-97C Backup Alarm



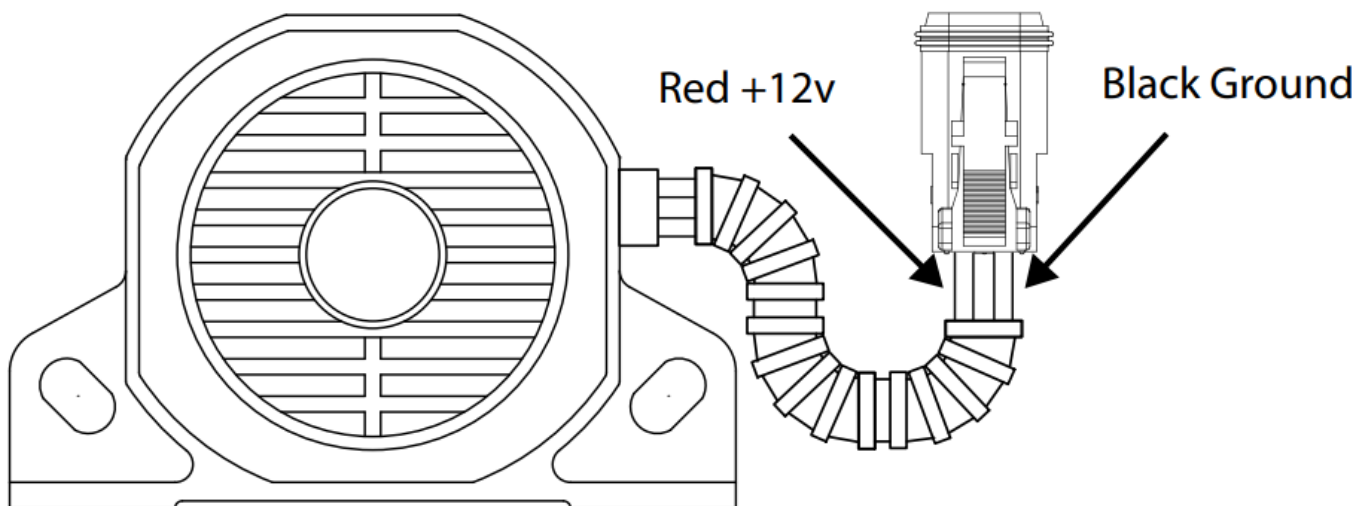
Contents

- [1 Box Contents:](#)
- [2 Wiring Diagram](#)
- [3 Dimensions:](#)
- [4 ox Contents:](#)
- [5 Wiring Diagram](#)
- [6 Dimensions:](#)
- [7 Customer Support](#)
- [8 Documents / Resources](#)
 - [8.1 References](#)
- [9 Related Posts](#)

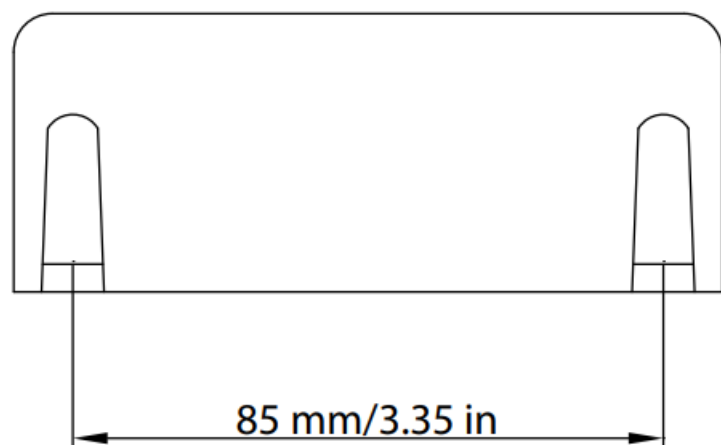
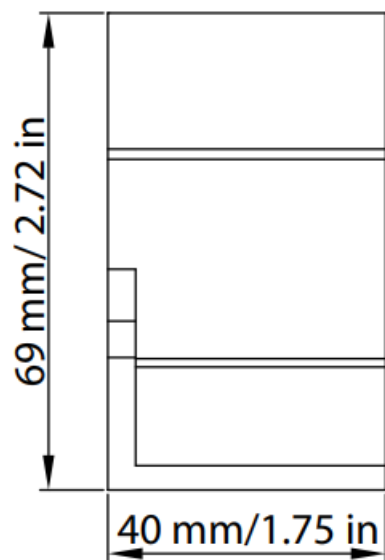
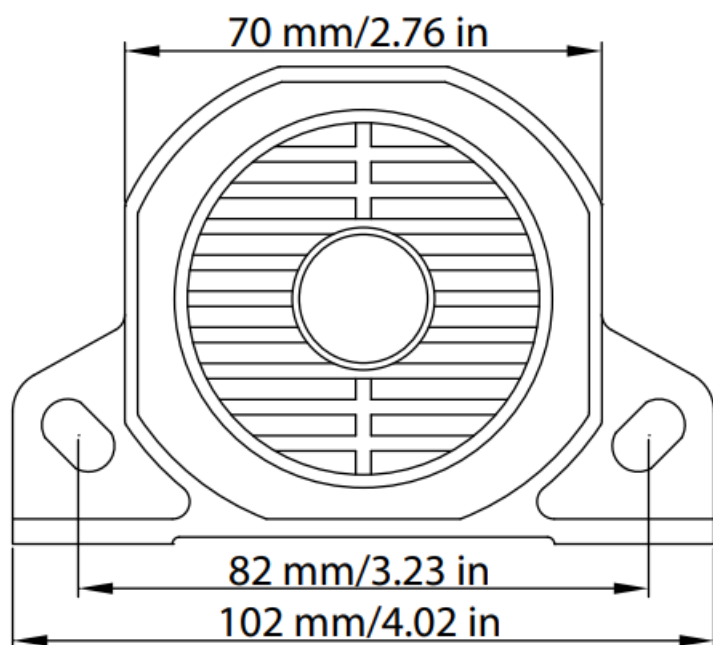
Box Contents:

- Back Up Alarm
- Screws
- Manual

Wiring Diagram



Dimensions:

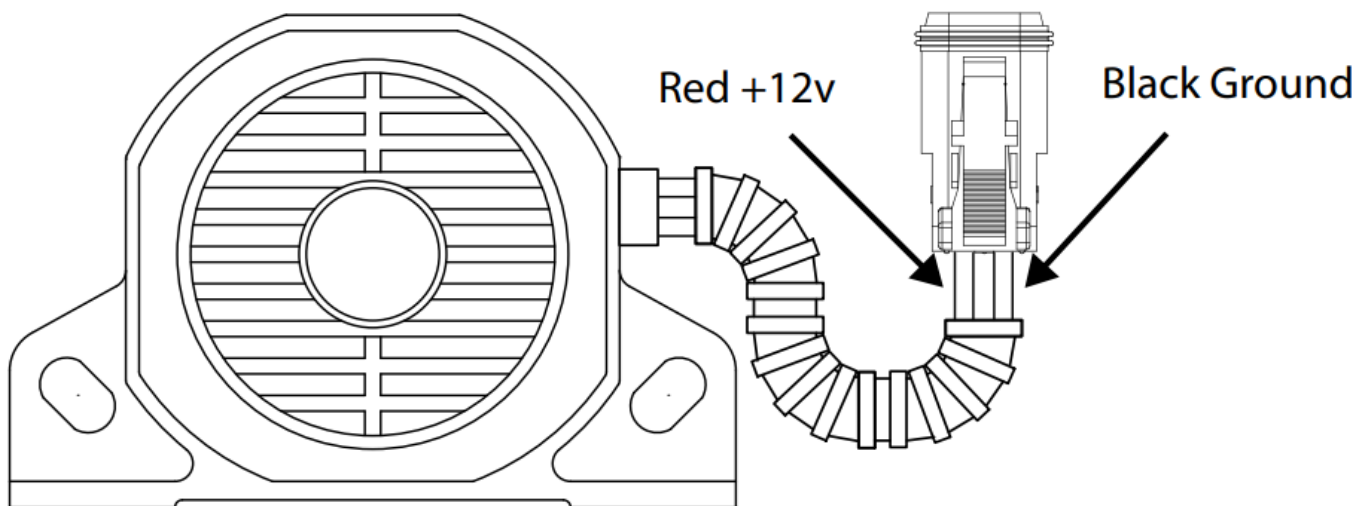


Part Number:	BUA-97C
Power:	15W
Voltage:	DC12-24V
Current:	300mA
dB/M:	97dB
Material:	Nylon
Color	Black
Frequency:	3375Hz
Cycle:	8 0 5/minute
Operating Temp:	-40 – +85
Waterproof:	IP67

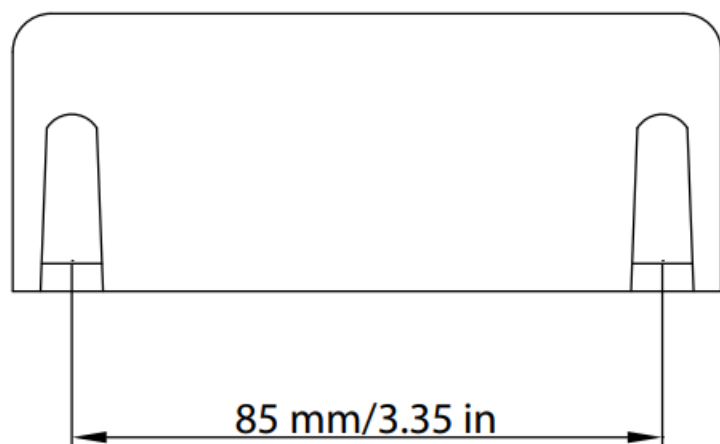
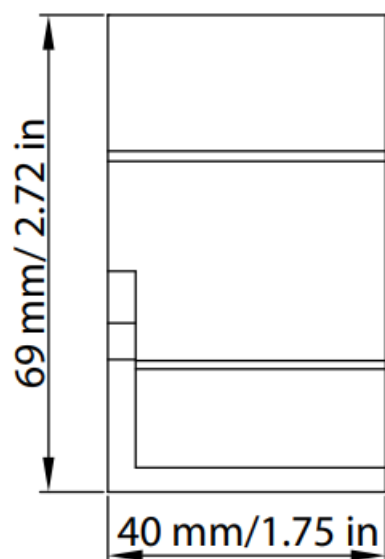
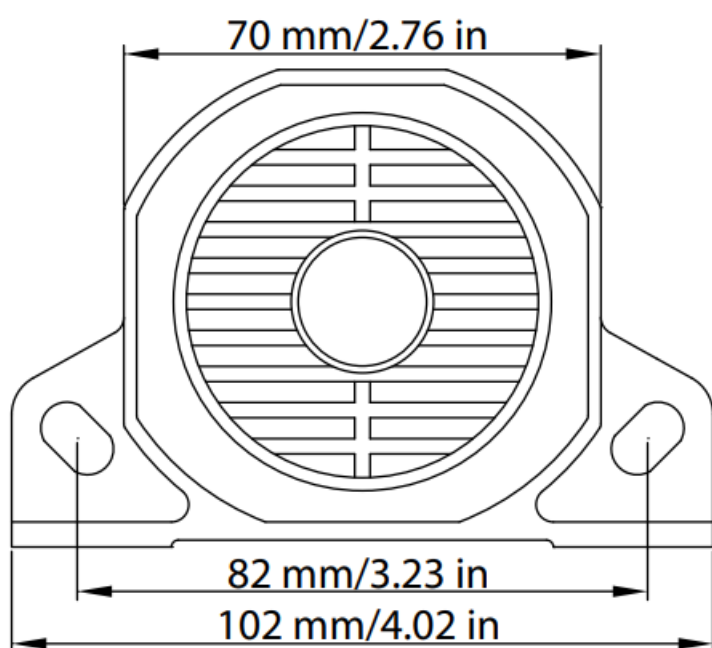
Box Contents:

- **Back Up Alarm**
- **Screws**
- **Manual**

Wiring Diagram



Dimensions:



Part Number:	BUA-97C
Power:	15W
Voltage:	DC12-24V
Current:	300mA
dB/M:	97dB
Material:	Nylon
Color	Black
Frequency:	3375Hz
Cycle:	8 0 5/minute
Operating Temp:	-40 – +85
Waterproof:	IP67

Echo Master backup alarms are designed to improve safety during backing up by providing loud tones in the vicinity of the vehicle.

Please ensure you read and understand all aspects of this manual before fitting or using your Echo Master backup alarm. Choose a suitable mounting place dependent on the application. Ensure that there are no wiring harnesses or hoses/pipes located behind the panel before drilling.

Customer Support

email – support@aampglobal.com
 phone – 866-931-8021
 15500 Lightwave Drive, Suite 202
 Clearwater, Florida 33760
 Echo Master is a Power Brand of AAMP Global
EchoMaster.com



Documents / Resources

<p>EchoMaster backup alarms are designed to improve safety during backing up by providing loud tones in the vicinity of the vehicle.</p> <p>Please ensure you read and understand all aspects of this manual before fitting or using your EchoMaster backup alarm. Choose a suitable mounting place dependent on the application. Ensure that there are no wiring harnesses or hoses/pipes located behind the panel before drilling.</p> <p>email: support@echo-master.com phone: +353-91-92111</p> <p>10001 Lifford Road, Suite 202 Clonsilla, Dublin 15, Ireland</p> <p>EchoMaster is a Proud Brand of ANSP Global EchoMaster.com</p>	<p>ECHO MASTER BUA-97C Backup Alarm [pdf] Instruction Manual BUA-97C Backup Alarm, BUA-97C, Backup Alarm, Alarm</p>
--	---

References

-  [EchoMaster – Aftermarket Vehicle Safety Products for Consumer and Commercial Drivers](#)