



## ECHOMASTER BUA-97 Backup Alarm Instruction Manual

[Home](#) » [Echomaster](#) » ECHOMASTER BUA-97 Backup Alarm Instruction Manual 

### ECHOMASTER BUA-97 Backup Alarm Instruction Manual



Echo Master backup alarms are designed to improve safety during backing up by providing loud tones in the vicinity of the vehicle.

Please ensure you read and understand all aspects of this manual before fitting or using your Echo Master backup alarm. Choose a suitable mounting place dependent on the application. Ensure that there are no wiring harnesses or hoses/pipes located behind the panel before drilling.

## Contents

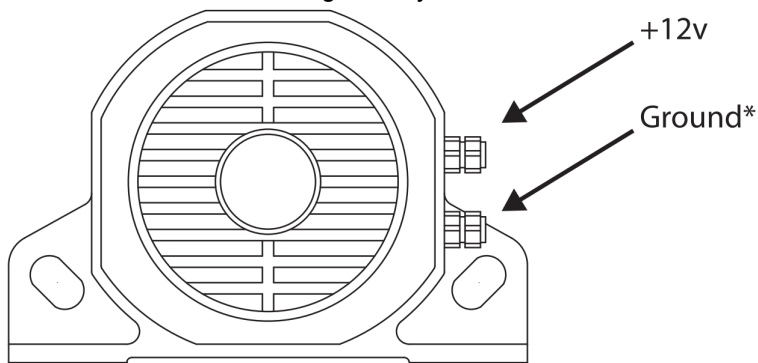
- [1 Box Contents](#)
- [2 Wiring Diagram](#)
- [3 Dimensions](#)
- [4 Support](#)
- [5 Documents / Resources](#)
  - [5.1 References](#)
- [6 Related Posts](#)

## Box Contents

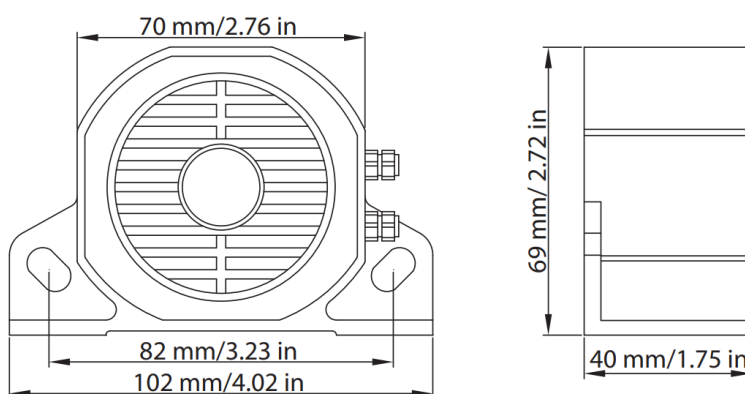
- Back Up Alarm
- X Screws
- X Manual

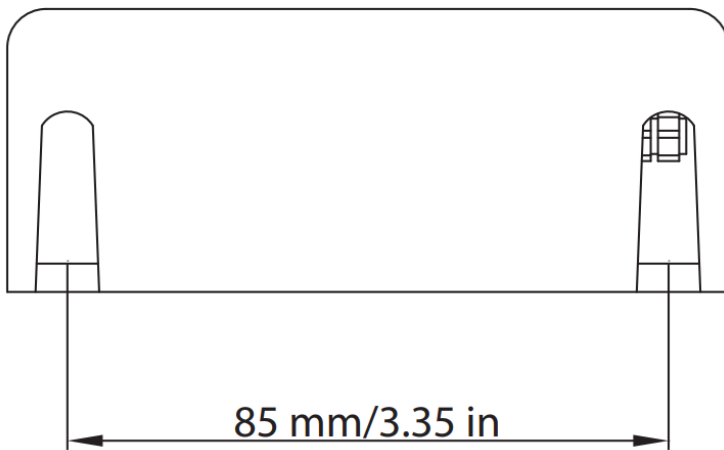
## Wiring Diagram

Not needed when mounting directly to the metal chassis of the vehicle.



## Dimensions





- **Part Number:** BUA-97
- **Power:** 15W
- **Voltage:** DC12-24V
- **Current:** 300mA
- **dB/M:** 97dB
- **Material:** Nylon
- **Color:** Black
- **Frequency:** 3375Hz
- **Cycle:** 80 5/minute –
- **Operating Temp:** -40 – +85
- **Waterproof:** IP67
- With Ground Strip

## Support

email – [support@aampglobal.com](mailto:support@aampglobal.com)

phone – 866-931-8021

15500 Lightwave Drive, Suite 202 Clearwater, Florida 33760 Echo Master is a Power Brand of AAMP Global  
[EchoMaster.com](http://EchoMaster.com)



## Documents / Resources

