

Echo Pop Smart Speaker User Manual

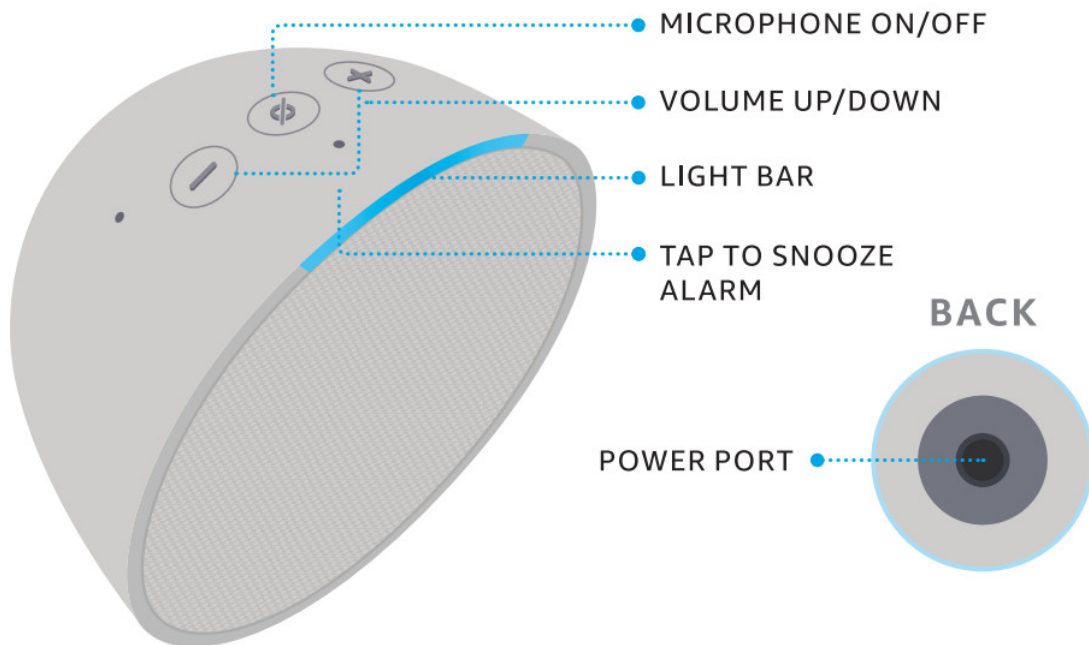
[Home](#) » [ECHO](#) » Echo Pop Smart Speaker User Manual 



Contents

- 1 Pop Smart Speaker
- 2 SET UP YOUR ECHO POP
- 3 LEARN ABOUT THE LIGHT BAR
- 4 PRIVACY AND SUPPORT
- 5 THINGS TO TRY WITH ALEXA
- 6 Documents / Resources

Pop Smart Speaker



Also included: power adaptor.

SET UP YOUR ECHO POP

1.  DOWNLOAD ALEXA APP FROM APP STORE

Log in with an existing Amazon account username and password, or create a new account.


Note: Be sure to turn on your phone's Bluetooth and have your Wi-Fi password ready.

2.  PLUG IN YOUR ECHO POP

Use the included power adaptor. A blue light bar will flash on the device.

In about a minute, Alexa will tell you to complete setup in the app.

3.  FOLLOW SETUP IN THE APP


If you aren't prompted to set up your device after opening the Alexa app, tap the More icon  to add your device manually.

The app helps you get more out of your Echo Pop. It's where you set up calling and messaging and manage music, lists, settings and news.

For help and troubleshooting, go to Help & Feedback in the Alexa app or visit amazon.com/devicesupport.

LEARN ABOUT THE LIGHT BAR

By default, Alexa doesn't begin listening until your Echo device hears you say "Alexa."

	BLUE Alexa is now listening.
	RED Microphone is off. Alexa can't hear you.
	ORANGE Your device is in setup mode or trying to connect to the internet.
	PURPLE Your device is in Do Not Disturb mode, or unable to connect to Wi-Fi during initial setup.
	YELLOW You have a new notification. Say "Alexa, read my notifications."
	GREEN You have an incoming call. Say "Alexa, answer the call."

PRIVACY AND SUPPORT



PRIVACY CONTROLS

Turn the microphones off by pressing the microphone on/off button.



MANAGE YOUR VOICE HISTORY

You can view, hear and delete the voice recordings associated with your account in the Alexa app at any time. To delete your voice recordings, try saying:

"Alexa, delete what I just said."

"Alexa, delete everything I've ever said."




CUSTOMER SUPPORT

For help and troubleshooting, go to Help & Feedback in the Alexa app, visit amazon.com/devicesupport or say "Alexa, I have feedback."

You have control over your Alexa experience.

Explore more at amazon.co.uk/alexaprivacy

THINGS TO TRY WITH ALEXA

	ENJOY YOUR FAVOURITES "Alexa, play popular music." "Alexa, tell me a joke." "Alexa, volume up."
	STAY ON TRACK "Alexa, set an alarm for 7 a.m. every Tuesday." "Alexa, reorder paper towels." "Alexa, set a 5-minute timer."
	STAY INFORMED "Alexa, what's the weather today?" "Alexa, play the news."
	STAY CONNECTED "Alexa, call Mum." "Alexa, announce dinner is ready."

Some features may require customisation in the Alexa app, a separate subscription or an additional compatible smart home device. Certain skills and services may not be available in all languages. You can find more examples and tips in the Alexa app.

Start by asking "Alexa, what can you do?"

You can also stop a response at any time by saying "Alexa, stop."



GET ANSWERS

"Alexa, how do you spell beautiful?"

"Alexa, what time is it?"




CONTROL YOUR SMART HOME

"Alexa, turn on the lamp."

"Alexa, turn on the fan."





[Echo Pop Smart Speaker](#) [pdf] User Manual
Pop Smart Speaker, Pop, Smart Speaker, Speaker