

echelon Premises Security Best Practices Instructions

Contents

- [1 echelon Premises Security Best Practices](#)
- [2 Product Information](#)
- [3 Product Usage Instructions](#)
- [4 \(FAQ\)](#)
- [5 Documents / Resources](#)
 - [5.1 References](#)
- [6 Related Posts](#)



echelon Premises Security Best Practices

Product Information

The product is a comprehensive premises security system that includes video surveillance, electronic security features, and access control measures. It is designed to enhance the security of both the interior and exterior of a facility.

Specifications

- Video Surveillance System: The system includes multiple cameras that can be installed throughout the facility to provide comprehensive coverage.
- Electronic Security System: For facilities that do not operate 24/7, the system includes magnetic door contacts, motion sensors, and glass breakage detectors.
- ULC-listed Central Station Alarm Company: The system can be connected to a central station alarm company for monitoring.
- Lighting: The product recommends the installation of adequate lighting for the exterior of the building, including walkways and parking areas.
- Trimming: It is important to keep exterior foliage, such as trees, shrubs, and bushes, trimmed, especially around doors, windows, and sidewalks.
- Access Control: The system supports key cards for access to buildings, guest rooms, and other amenities.

Product Usage Instructions

Video Surveillance System

To install the video surveillance system:

1. Determine the optimal locations for the cameras both inside and outside the facility.
2. Mount the cameras securely using the provided brackets or mounts.

Electronic Security System

To set up the electronic security system:

1. Identify areas that require protection, such as entry points and vulnerable areas.

Lighting

To ensure adequate lighting:

1. Install outdoor lights in strategic locations, covering walkways, parking areas, and other important areas.

Trimming

To keep exterior foliage trimmed:

1. Regularly trim trees, shrubs, and bushes around doors, windows, and sidewalks.
2. Remove any overgrown or obstructive foliage that can provide hiding spots for potential intruders.

Access Control

To manage key card access:






1. Assign key cards to authorized individuals.
2. If a key card is lost, immediately deactivate it in the system to prevent unauthorized access.
3. After each guest's stay, reset key cards to ensure previous access permissions are removed.

(FAQ)


Frequently Asked Questions (FAQ)

- **Q:** Can the video surveillance system be accessed remotely?
- **A:** Yes, the surveillance system can be accessed remotely through a secure internet connection. The necessary software and credentials will be provided.
- **Q:** How long does the recorded footage remain stored?
- **A:** The duration of stored footage depends on the system's storage capacity. It is recommended to regularly back up and archive important footage.
- **Q:** Can the electronic security system be integrated with other security systems?
- **A:** Yes, the electronic security system is designed to be compatible with various security systems and can be integrated for enhanced security measures.

Premises security best practices include (but are not limited to) the following:

- 
 A video surveillance system should be installed, with cameras located throughout the interior and exterior of the facility.
- 
 An electronic security system should be provided in facilities that do not operate on a 24/7 basis. The system should include a combination of magnetic door contacts, motion sensors, and/or glass breakage detectors. The system should be monitored by a ULC-listed, central station alarm company.
- 
 The exterior of the building, including walkways and parking areas, should be provided with an adequate amount of lighting that is operational from dusk until dawn.
- 
 Exterior foliage (i.e. trees, shrubs, bushes, etc.) should be kept trimmed, especially around doors, windows, and sidewalks.
- 
 Key cards that permit access to buildings, guest rooms, and other amenities should be immediately deactivated if they are reported lost and following customer stays.

Documents / Resources

	<p>echelon Premises Security Best Practices [pdf] Instructions Premises Security Best Practices, Security Best Practices, Best Practices, Practices</p>
---	---

References

- [User Manual](#)