



# EbuyChX B033 Layer Folding Touchpad Keyboard User Manual

[Home](#) » [EbuyChX](#) » EbuyChX B033 Layer Folding Touchpad Keyboard User Manual 

## Contents

- [1 EbuyChX B033 Layer Folding Touchpad Keyboard](#)
- [2 Bluetooth pairing connection](#)
- [3 Product features](#)
- [4 Technical Specifications](#)
- [5 Touchpad Functions](#)
- [6 Troubleshooting](#)
- [7 Safety instructions](#)
- [8 Keyboard Maintenance](#)
- [9 FAQ](#)
- [10 Warranty Card](#)
- [11 Documents / Resources](#)
  - [11.1 References](#)
- [12 Related Posts](#)

# EbuyChX

**EbuyChX B033 Layer Folding Touchpad Keyboard**



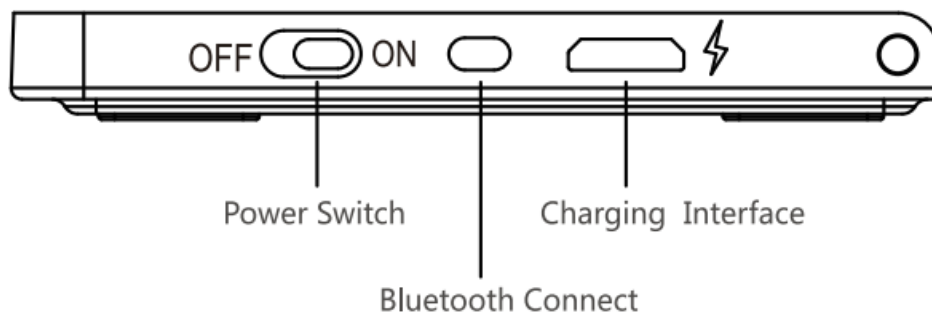
**Note:** Please read the user manual carefully before you start using this product

### Compatible System

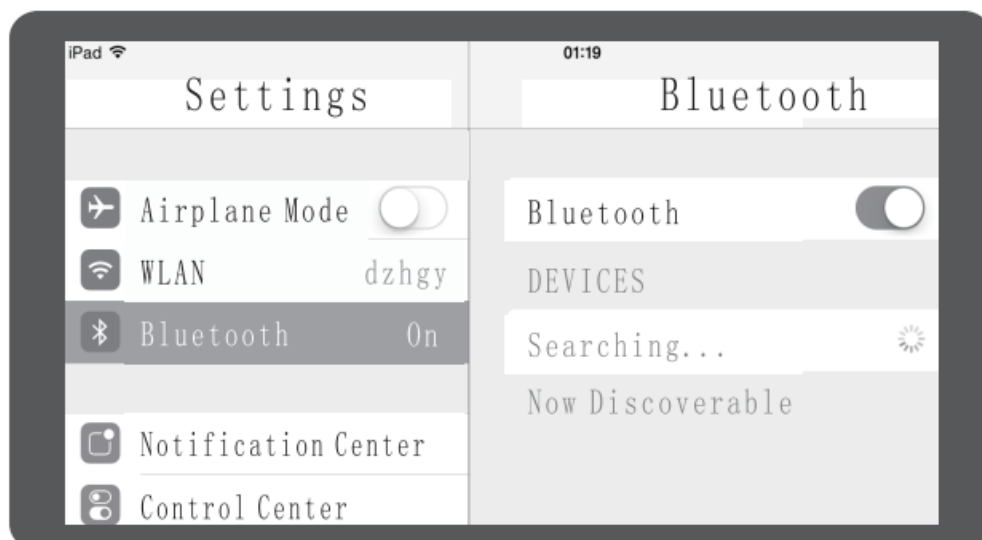
Win /iOS /Android

### Bluetooth pairing connection

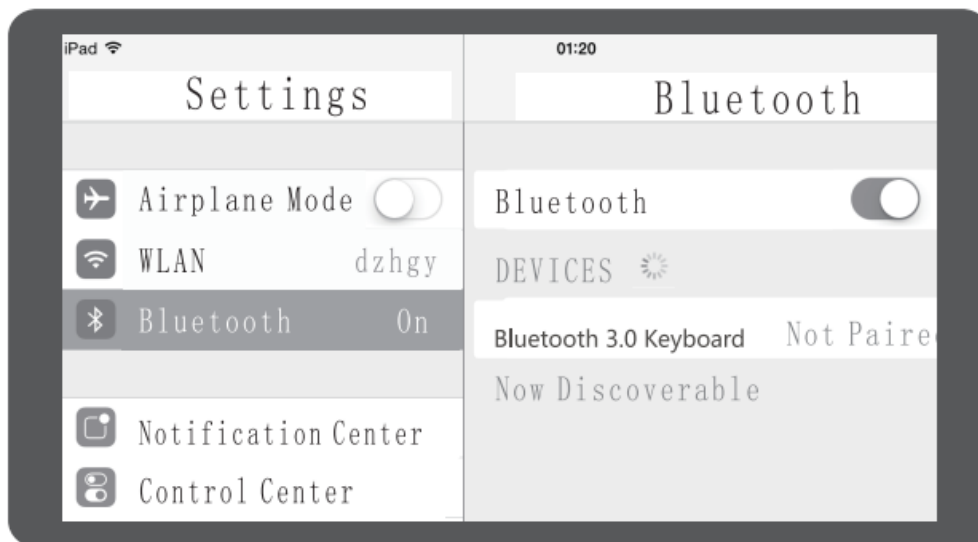
1. Please turn on the power at the side of the keyboard, blue lights up, press the Bluetooth connection button, blue light will twinkle and into the match mode quickly.



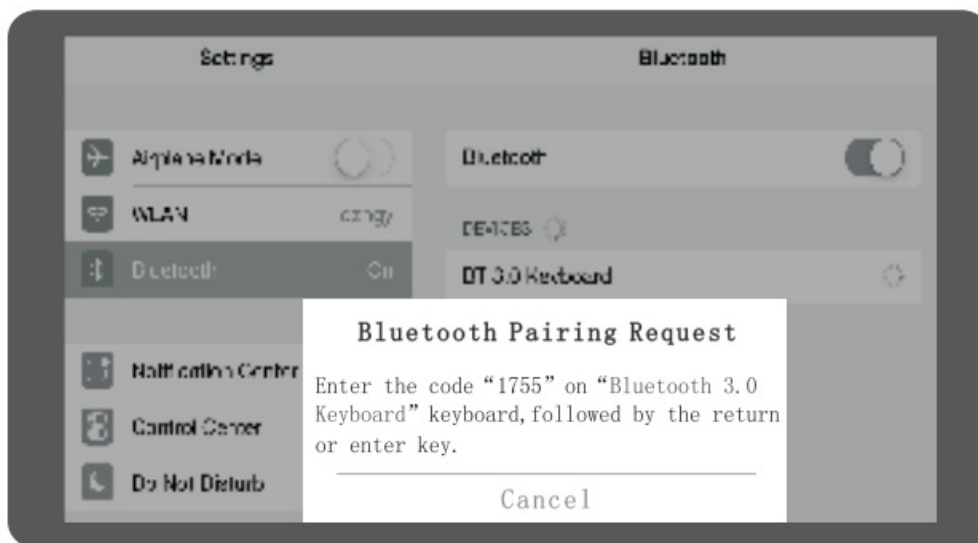
2. Open the tablet PC setting "Bluetooth" into searching and pairing state.



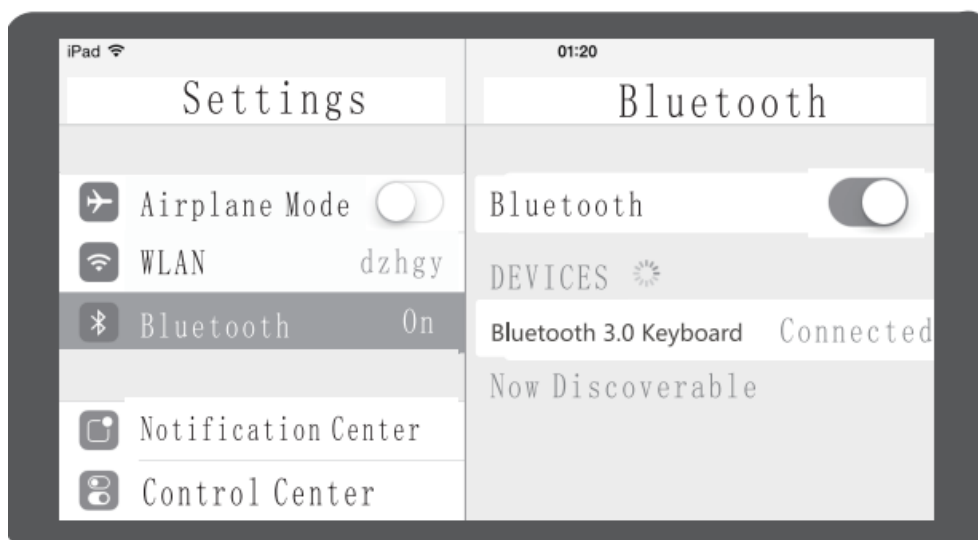
3. You will find the "Bluetooth 3.0 Keyboard" and click to next step.



4. According the table PC tips to input the correct password then click “Enter” button.





























5. There have a tip for connecting successfully ,you can use your keyboard comfortably.



- **Remarks:** After connecting successfully the next time you don't need match code, just open the Bluetooth keyboard power switch and the tablet PC “Bluetooth.” The BT keyboard will search the device and automatic connects

## Product features

IOS/Android		Windows	
Fn+	Corresponding function	Fn+Shift	Corresponding function
~  \ Esc	Return to Desk	~  \ Esc	Home
!  1 F1	Search	!  1 F1	Search
@  2 F2	Select	@  2 F2	Select
#  3 F3	Copy	#  3 F3	Copy
\$  4 F4	Stick	\$  4 F4	Stick
%  5 F5	Cut	%  5 F5	Cut
^  6 F6	Pre-Track	^  6 F6	Pre-Track
&  7 F7	Play/Pause	&  7 F7	Play/Pause
*  8 F8	Next	*  8 F8	Next
(  9 F9	Mute	(  9 F9	Mute
)  0 F10	Volume-	)  0 F10	Volume-
—  — F11	Volume+	—  — F11	Volume+
+  = F12	Lock	+  = F12	Lock

- **Keyboard size** : 304.5X97.95X8mm(Open)
- **Touchpad size** : 54.8X44.8mm
- **Weight** : 197.3g
- **Keyboard layout** : 63 Keys
- **Working distance** : <15m
- **Lithium battery capacity** : 140mAh
- **Working voltage** : 3.7V
- **Use touchpad the working current** : <8.63mA
- **Use key the working current**: <3mA
- **Standby current** : 0.25mA
- **Sleep current** : 60uA
- **Sleep time**: Ten minutes
- **Awaken way** : Arbitrarily key to awaken

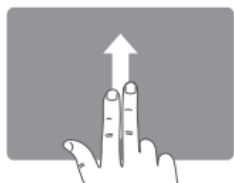
## Touchpad Functions



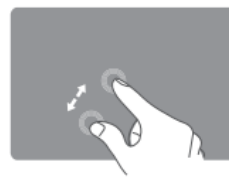
One finger click –left mouse



Two finger click– right mouse



Two finger slide – mouse wheel



Two finger stretch – Zoom



Three finger click– win+s combination key (Open the Cortana)



Three finger slid/right slid the left- Active window switch



Three finger slid up – win + Tab combination key (Open the browser window)



Three finger slid down -Win+D combination key(return back to Windows start menu)

**Note:** no touchpad function for the device under the IOS system

## Status Display LED

- **Connect:** Open the power switch, blue lights up, press the connect button, blue light twinkles.
- **Charging:** Indicator light will be on red, after fully charging, the light crush out.
- **Low Voltage Indication:** When the voltage is below 3.3 V, red light twinkles.
- **Remarks:** In order to prolong the life span of the battery, when you do not use the keyboard for a long time, please switch off the power.

## Troubleshooting

Please contact the after-sales service.

## Copyright

It is forbidden to reproduce any part of this quick start guide without the permission of seller.

## Safety instructions

Do not open or repair this device, Do not use the device in a damp environment. Clean the device with a dry cloth.

## Warranty

The device is provided with one-year limited hardware warranty from the purchase day.

## Keyboard Maintenance

1. Please keep the keyboard away from liquid or humid environment, saunas, swimming pool, steam room and don't let the keyboard get wet in the rain.
2. Please don't expose the keyboard at too high or too low temperature condition.
3. Please don't put keyboard under sun for a long time.
4. Please don't put keyboard close to the flame, such as cooking stoves, candles or fireplace.
5. Avoid sharp objects scratching products, timely to recharge products to ensure the normal use.

## FAQ

### 1. The tablet PC can't connect the BT keyboard ?

1. At first check the BT keyboard is into match code state, then open the table PC Bluetooth searching.
  2. Checking the BT keyboard Battery is enough, the battery low is also lead to can't connect, you need charge.
2. The keyboard indication light always flashing when use? Keyboard indication always flashing when use, is means the battery will be no power, please charge the power as soon as possible.
3. The table PC display BT keyboard is disconnect? The BT keyboard will into dormant to save the battery after some time later no use; press any key the BT keyboard will be awaken and working.

## Warranty Card

### User information


- Company or personage full name
- Contact address\_
- TEL\_
- Zip-
- The purchased product name and model NO.
- Purchased date\_

This reason due to the product broken and damage is not include on the warranty.

1. Accident, misuse, improper operation, or any unauthorized repair, modified or removed
2. Improper operation or maintenance, when operation violation of the instructions or connection unsuitability power supply.



## Documents / Resources



[EbuyChX B033 Layer Folding Touchpad Keyboard](#) [pdf] User Manual  
B033 Layer Folding Touchpad Keyboard, B033, Layer Folding Touchpad Keyboard, Folding Touchpad Keyboard, Touchpad Keyboard, Keyboard

## References

- [User Manual](#)

[Manuals+](#), [Privacy Policy](#)

This website is an independent publication and is neither affiliated with nor endorsed by any of the trademark owners. The "Bluetooth®" word mark and logos are registered trademarks owned by Bluetooth SIG, Inc. The "Wi-Fi®" word mark and logos are registered trademarks owned by the Wi-Fi Alliance. Any use of these marks on this website does not imply any affiliation with or endorsement.