



easee Equalizer Small Smart Device User Guide

[Home](#) » [easee](#) » easee Equalizer Small Smart Device User Guide 

Contents

- [1 easee Equalizer Small Smart Device](#)
- [2 Charge smarter, safer and faster](#)
- [3 Monitoring](#)
- [4 Specifications](#)
 - [4.1 Technical](#)
- [5 General](#)
- [6 Cabling](#)
- [7 The product contains](#)
 - [7.1 Equalizer Kits – UK Commercial](#)
- [8 Documents / Resources](#)
 - [8.1 References](#)
- [9 Related Posts](#)



easee Equalizer Small Smart Device



Easee Equalizer is a small smart device, designed to optimize your charging experience. It connects to your power meter and automatically balances the total energy level between the Charging Robot(s) and your building. It enables you to charge smarter, safer, faster and to install more Charging Robots in your building without the need for expensive infrastructure upgrades.

Charge smarter, safer and faster

Benefits

- Dynamic load balancing between the Charging Robot(s) and the building
 - Charge your EVs faster when the the building's energy consumption is lower
 - Avoid overload and power interruption while charging your EV
 - Safely install more Charging Robots (hundreds) in a building (home, cabin, apartment block or commercial building)
- Avoid unnecessary investments in infrastructure upgrades or cost of increased electricity access
- Direct communication with Easee chargers through Easee Link™ or WiFi*
- Monitor the power consumption in your building through the Easee app
- Magnetic backside snaps directly onto your fuse cabinet Up to 50m coverage in open air*
- For a list of supported meters, go to <http://easee.support>

When used together with an Easee Charging Robot.

Why choose Easee Equalizer?

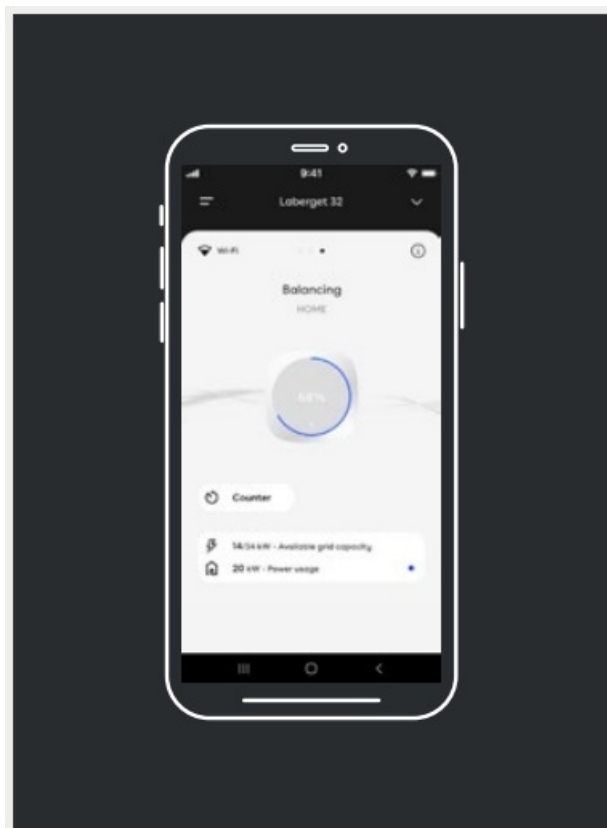
Electric car charging requires a lot of energy, that has to be shared wisely with your building. Therefore, Easee Equalizer allows you to use all available power for car charging by constantly balancing the available energy to your home and your charger to distribute it efficiently where it is needed. You never have to think about fuses tripping. Easee Equalizer connects to your power meter and communicates with the Charging Robot(s). Whether the Equalizer can be set up by yourself or requires an electrician depends on your location and electrical installation (ask your electrician).

Charge when there is available power



- Easee Equalizer makes sure that the charging of your EVs is done at the most convenient time, when the demand for other loads is low. When you have paired your Easee
- Equalizer to the system, it will automatically start to balance the available power in the building based on its readings and optimize your charging experience.
- Easee LinkTM will ensure that the automatic load balancing will continue to work even if the connection with the cloud is interrupted or should there be a problem with your WiFi.

Monitoring



While the main purpose of the Easee Equalizer is to optimize the charging experience, it also provides the opportunity to monitor your daily power consumption through the Easee App. With a full overview of your home's consumption, you have the power literally in your hands to save energy and hence the environment.

Specifications

Measurement in mm



Technical

General

Product (mm): H: 110 x W: 110 x D: 27.5 **Packaging (mm):** H: 130 x W: 130 x D: 39 **Operating temperature:** -20 °C to +50 °C **Weight:** 95 g

Material: PC/ABS

Colour: White

IP degree: IP40

Power supply: 5-30 V DC 100 mA

RJ12 connector

Integrated magnets for attaching the product to metal surfaces or to wall mount plate

Cabling

Cable length: 1.5 m

RJ12 custom made cable¹

Can be extended using an extension cable up to 15 m

Max transmitted power

Radio: 25 mW at 863–870 MHz

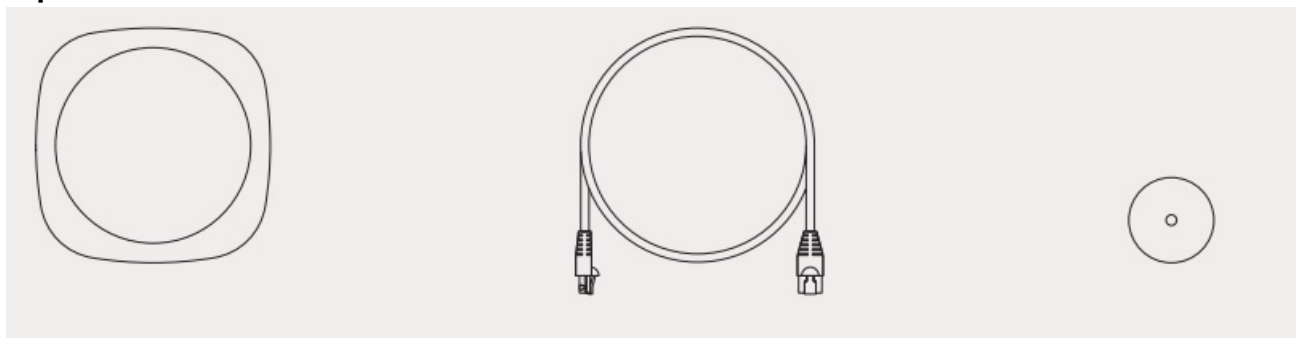
WiFi: 50 mW at 2.4–2.472 GHz

Connectivity

Easee Link RF™ and Wifi2 P1 smart meter communication Modbus RTU (RS-485) connection to energy meter3
Monitor power consumption with the Easee App
RFID / NFC reader

1. RJ11/RJ12 uses the same connector.
2. WiFi is required for normal operation and for future software updates. When offline or unstable, it will use Easee Link RFTM as backup in small installations with one primary charger. Easee Link RFTM via radio may be limited by walls, concrete or other obstacles.
3. Only for supported meters.

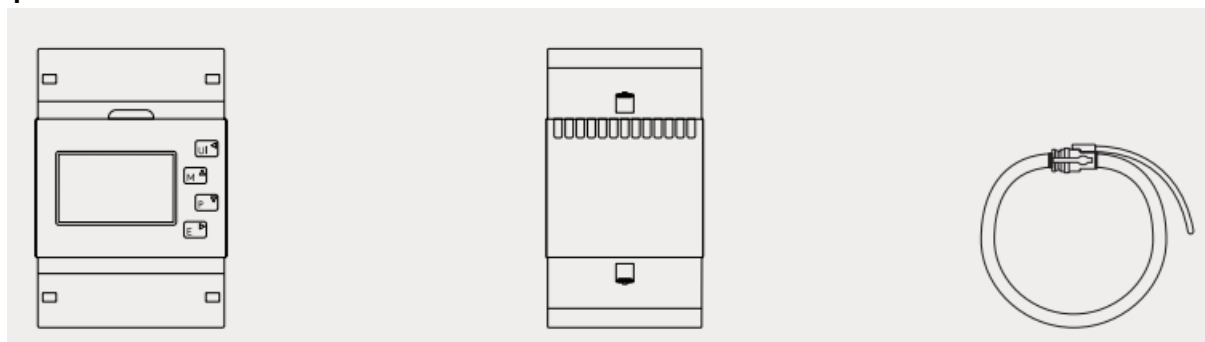
The product contains



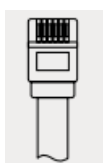
- Equalizer
- **Cable:** (custom made)
- Wall mount plate

Equalizer Kits – UK Commercial

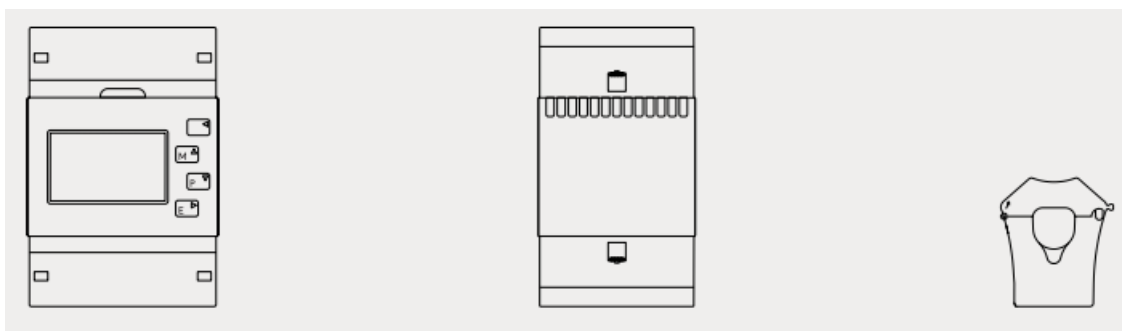
The Equalizer P1 500A Kit contains



- **Digital meter:** Eastron SDM630MCT-RC3-phase meter reader
- **Electricity transformer:** Tufvassons electricity transformer
- **Rogowski coils:** (3 pcs) Rogowski Coils 500A
- **Cable:** RJ12 cable



The Equalizer P1 100A Kit contains



- **Digital meter:** Eastron SM630MCT-MV 3-phase meter reader
- **Electricity transformer:** Tufvassons electricity transformer
- **Current transformer:** (3 pcs)CT-clamp 100A
- **Cable:** RJ12 cable



The information in this document is for information purposes only, is provided as is, and may be subject to change without notice. Easee AS including its subsidiaries does not accept any liability for the correctness or completeness of the information and illustrations, and is not liable or responsible for your considerations, assessments, decisions or absence of such, or other use of the information in this document.

No part of this publication may be re-published, reproduced, transmitted or re-used in any other form, by any means or in any form, for your own or any third-party's use, unless otherwise agreed with Easee or its subsidiaries in writing. Any permitted use shall always be done in accordance with good practice and ensure that no harm may be caused to Easee or by misleading the consumer.

Easee and Easee products, product names, trademarks and slogans, whether registered or not, are Easee's intellectual property and may not be used without Easee's prior written permission. All other products and services mentioned may be trademarks or service marks of their respective owners.

The latest version of this publication can be downloaded at <http://easee.support>


December 2022 – Version 2.03

© 2022 by Easee AS. All rights reserved.


Easee AS Grenseveien 19 4313 Sandnes Org.nr: 920 292 046

Easee is distributed and maintained by a network of qualified partners and resellers. Find more information and your local partner at: w.easee.com

Documents / Resources

	<p>easee Equalizer Small Smart Device [pdf] User Guide Equalizer Small Smart Device, Equalizer, Small Smart Device, Smart Device, Device</p>
---	--

References

-  [Easee â€“ Shaping the future of electricity](#)
-  [Easee â€“ Shaping the future of electricity](#)

Manuals+.