




Easee Equalizer Small Device User Manual

[Home](#) » [easee](#) » Easee Equalizer Small Device User Manual 



Equalizer Small Device
User Manual



Contents


- [1 Equalizer](#)
- [2 Charge smarter, safer and faster](#)
- [3 Benefits](#)
- [4 Specifications](#)
- [5 Equalizer Kit](#)
- [6 Equalizer Kits – UK Commercial](#)
- [7 Documents / Resources](#)
 - [7.1 References](#)
- [8 Related Posts](#)

Equalizer

Easee Equalizer is a small smart device, designed to optimize your charging experience. It connects to your power meter and automatically balances the total energy level between the Charging Robot(s) and your building. It enables you to charge smarter, safer, faster and to install more Charging Robots in your building without the need for expensive infrastructure upgrades.

Charge smarter, safer and faster

Why choose Easee Equalizer?



Benefits

- Dynamic load balancing between the Charging Robot(s) and the building
- Charge your EVs faster when the the building's energy consumption is lower
- Avoid overload and power interruption while charging your EV
- Safely install more Charging Robots (hundreds) in a building (home, cabin, apartment block or commercial building)
- Avoid unnecessary investments in infrastructure upgrades or cost of increased electricity access
- Direct communication with Easee chargers through Easee Link™ or WiFi*
- Monitor the power consumption in your building through the Easee app
- Magnetic backside snaps directly onto your fuse cabinet

- Up to 50m coverage in open air*
- Quick and easy installation with optional support of full accessory kits

For a list of supported meters, go to <http://easee.support>

*When used together with an Easee Charging Robot.

Why choose Easee Equalizer?

Electric car charging requires a lot of energy, that has to be shared wisely with your building. Therefore, Easee Equalizer allows you to use all available power for car charging by constantly balancing the available energy to your home and your charger to distribute it efficiently where it is needed. You never have to think about fuses tripping.

Easee Equalizer connects to your power meter and communicates with the Charging Robot(s). Whether the Equalizer can be set up by yourself or requires an electrician depends on your location and electrical installation (ask your electrician).

Charge when there is available power

Easee Equalizer makes sure that the charging of your EVs is done at the most convenient time, when the demand for other loads is low. When you have paired your Easee Equalizer to the system, it will automatically start to balance the available power in the building based on its readings and optimize your charging experience.

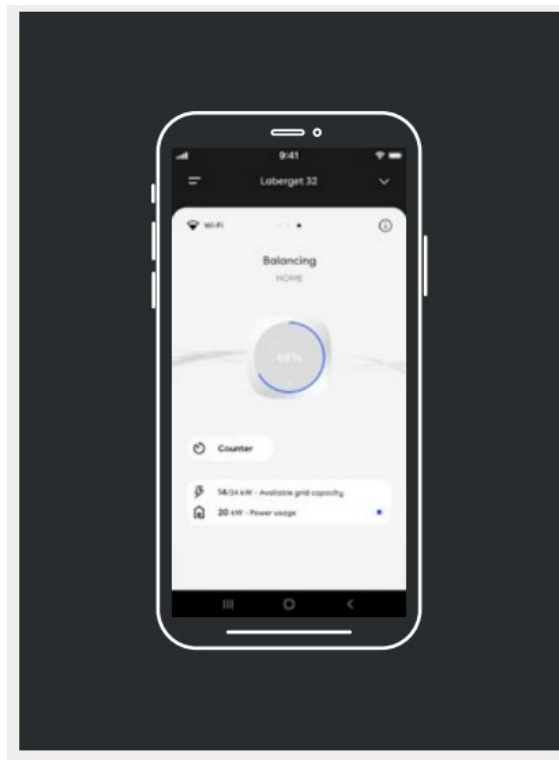
Easee Link™ will ensure that the automatic load balancing will continue to work even if the connection with the cloud is interrupted or should there be a problem with your WiFi.



Monitoring


While the main purpose of the Easee Equalizer is to optimize the charging experience, it also provides the opportunity to monitor your daily power consumption through the Easee App.

With a full overview of your home's consumption, you have the power literally in your hands to save energy and hence the environment.



Specifications

Measurement in mm



Technical

General

Product (mm): H: 110 x W: 110 x D: 27.5

Packaging (mm): H: 130 x W: 130 x D: 39

Operating temperature: -20 °C to +50 °C

Weight: 95 g

Material: PC/ABS

Colour: White

IP degree: IP40

Power supply: 5-32 V DC 100 mA

RJ12 connector

Integrated magnets for attaching the product to metal surfaces or to wall mount plate

Cabling

Cable length: 1.5 m

RJ12 custom made cable¹

Can be extended using an extension cable up to 15 m

Max transmitted power

Radio: 25 mW at 863–870 MHz

WiFi: 50 mW at 2.4–2.472 GHz

Connectivity

Easee Link RF™ and Wifi² P1 smart meter communication

Modbus RTU (RS-485) connection to energy meter³

Monitor power consumption with the Easee App

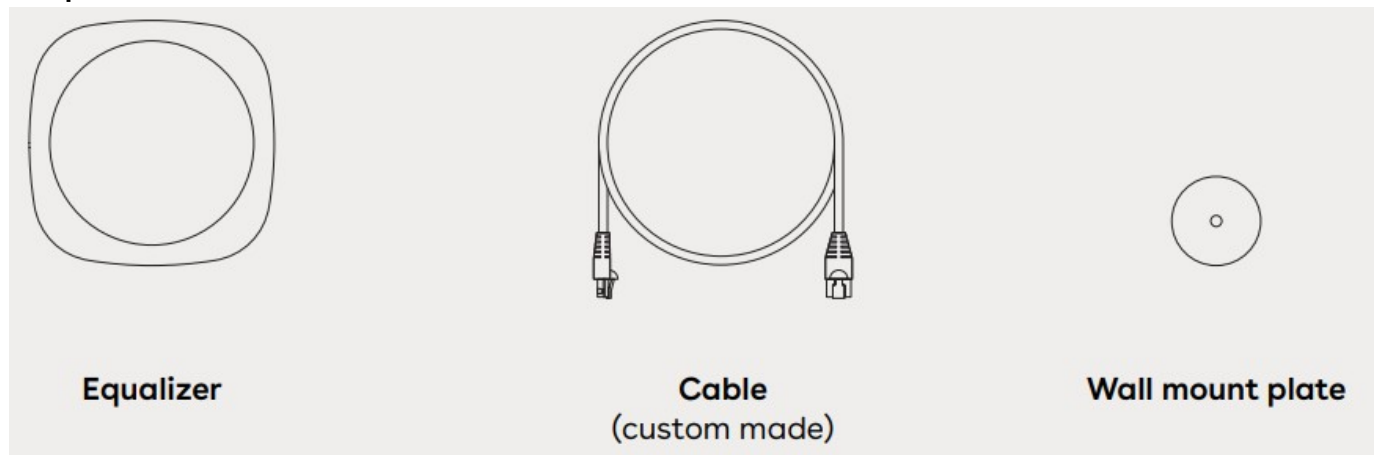
¹RFID / NFC reader

²RJ11/RJ12 uses the same connector.

WiFi is required for normal operation and for future software updates. When offline or unstable, it will use Easee Link RF backup in small installations with one primary charger. Easee Link RF™ via radio may be limited by walls, concrete or other obstacles.

³Only for supported meters.

The product contains



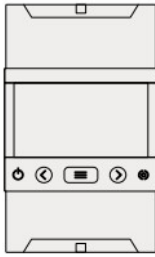
Equalizer Kit

All in one solution: we offer the necessary accessory kits for one and multiple circuits. No matter what type of power meter you are facing or how old the installation is, we offer a complete solution including a manual to connect the Equalizer to the building. All of the components are tested and guaranteed to work with the Equalizer. Download the instruction manual by scanning this QR code.



<https://download.easee.com/media/?mediald=B0AE6EA9-BFAA-4006-987D9CC9FA20FEEE>

The Equalizer Kit contains



Digital meter
Micro Matic / Circutor
CVM-E3-mini-ITF-485-IC



Modbus adapter cable
Cabcon E02-QPMBC



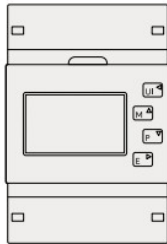
Power supply
RS Comp 230V
AC-24V DC /
Meanwell HDR-15-24 DIN-
Schienen Netzteil



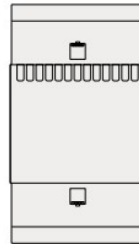
Current transformer
(3 pcs)
Wibeee STP-24 split core
(CT-clamp)

Equalizer Kits – UK Commercial

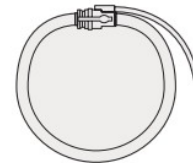
The Equalizer P1 500A Kit contains



Digital meter
Eastron SDM630MCT-RC
3-phase meter reader



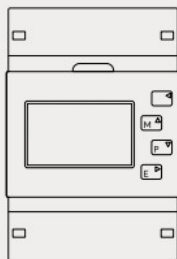
Electricity transformer
Tufvassons electricity
transformer



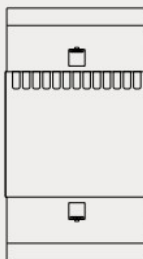
Rogowski coils
(3 pcs)
Rogowski Coils 500A



Cable
RJ12 cable



Digital meter
Eastron SM630MCT-MV
3-phase meter reader



Electricity transformer
Tufvassons electricity
transformer



**Current transformer
(3 pcs)**
CT-clamp 100A



Cable
RJ12 cable

THIS DOCUMENT CONTAINS INFORMATION THAT IS SUBJECT TO CHANGE WITHOUT NOTICE.

The latest version of this publication can be downloaded at <http://easee.support>

No part of this publication may be reproduced or transmitted in any form or by any means, electronic or mechanical, including, but not limited to, copying, recording, retrieving data, or computer networks without the written permission of Easee AS.

Easee and all other Easee product names and slogans are trademarks or registered trademarks of Easee AS. Easee products can be protected by one or more patents.

All other products and services mentioned may be trademarks or service marks of their respective owners.

Illustrations of the product and user interface are exemplary and may differ from the actual appearance.

July 2022 – Version 2.01


© 2022 by Easee AS. All rights reserved.

Easee is distributed and maintained by a network of qualified partners and resellers. Find more information and your local partner at: www.easee.com




Easee AS
Grenseveien 19
4313 Sandnes
Org.nr: 920 292 046

Documents / Resources

	<p>Easee Equalizer Small Device [pdf] User Manual Equalizer Small Device, Equalizer, Small Device</p>
---	---

References

-  [Easee â€“ Shaping the future of electricity](#)
-  [Easee â€“ Shaping the future of electricity](#)

Manuals+.