



EarthTronics ECHBPIR1 Linear Highbay Bluetooth Mesh Sensor Controller Instructions

[Home](#) » [EarthTronics](#) » EarthTronics ECHBPIR1 Linear Highbay Bluetooth Mesh Sensor Controller Instructions



Contents

- [1 EarthTronics ECHBPIR1 Linear Highbay Bluetooth Mesh Sensor Controller](#)
- [2 Product Information](#)
- [3 Product Usage Instructions](#)
- [4 FAQ \(Frequently Asked Questions\)](#)
- [5 FEATURES](#)
- [6 WIRING](#)
- [7 contact](#)
- [8 Documents / Resources](#)
 - [8.1 References](#)
- [9 Related Posts](#)



EarthTronics ECHBPIR1 Linear Highbay Bluetooth Mesh Sensor Controller



Product Information

Specifications

- Order Code: 11805
- Model #: ECHBPIR1
- Input Voltage: 120/277VAC
- Built-in PIR Sensor

Product Usage Instructions

Wiring

To ensure proper installation, follow the steps below:

1. Download the EarthConnect App from your preferred app store.
2. Refer to the app instructions for detailed guidance on setting up the device.
3. For wiring instructions, please consult the EarthConnect App or the EarthTronics website.

EarthConnect App

The EarthConnect App is a companion application that enhances the functionality of the product. Follow these steps to download and set up the app:

1. Visit the EarthTronics website at www.earthtronics.com/earthconnect.
2. Download the app instructions provided on the website.
3. Install and open the EarthConnect App on your mobile device.
4. Follow the on-screen prompts to set up and pair your device with the app.

Contact Information

If you have any questions or need further assistance, please contact EarthTronics, Inc. using the information provided below:

- Website: www.earthtronics.com
- Email: contact@earthtronics.com
- Toll-Free: 866.632.7840

Additional Information

- Document Revision Date: 12.4.2023
- Product Order Code: 11805
- Model Number: ECHBPIR1

FAQ (Frequently Asked Questions)

Q: How do I download the EarthConnect App?

A: To download the EarthConnect App, visit the EarthTronics website at www.earthtronics.com/earthconnect and follow the provided instructions.

Q: Where can I find wiring instructions?

A: Wiring instructions can be found in the EarthConnect App or on the EarthTronics website.

Q: How can I contact EarthTronics, Inc. for support?

A: You can contact EarthTronics, Inc. through their website at www.earthtronics.com, via email at contact@earthtronics.com, or by calling their toll-free number 866.632.7840.

Linear Highbay Bluetooth® Mesh Sensor/ Controller 120/277VAC with built-in PIR Sensor

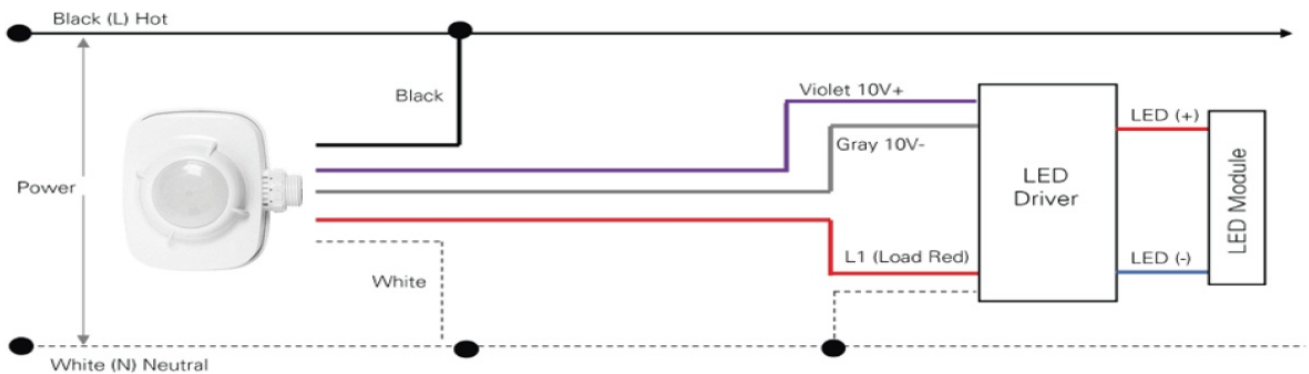
WARNING

Please consult a licensed electrician for installation. Turn off the power at the circuit breaker before installing the unit.

FEATURES

- Drill 1/2" KO in the sheet metal for ECHBPIR1 installation, make sure the ECHBPIR1 is fixed in the luminaire.
- Screw in the sensor into the receptacle and make sure the connection is tight. Ensure the rubber gasket touches the outside surface of the fixture.
- Attach the lens to a sensor and turn the lens module clockwise to ensure it locks in place.
- Please refer to the diagram below for wiring.
- Return power back to the source.
- Commissioned the sensor via the EarthConnect App.

WIRING



Download the EarthConnect App




Download the app instructions






contact

LEARN MORE: EarthConnect www.earthtronics.com/earthconnect EarthTronics, Inc. | Norton Shores, MI 49441 | www.earthtronics.com | Email: contact@earthtronics.com Toll Free: 866.632.7840

Documents / Resources

	<p>EarthTronics ECHBPIR1 Linear Highbay Bluetooth Mesh Sensor Controller [pdf] Instructions</p> <p>ECHBPIR1 Linear Highbay Bluetooth Mesh Sensor Controller, ECHBPIR1, Linear Highbay Bluetooth Mesh Sensor Controller, Bluetooth Mesh Sensor Controller, Mesh Sensor Controller, Sensor Controller</p>
---	---

References

-  [EarthConnect - EarthTronics](#)
-  [EarthConnect - EarthTronics](#)
-  [Linear Highbay Bluetooth® Mesh Sensor/ Controller - EarthTronics](#)
- [User Manual](#)