



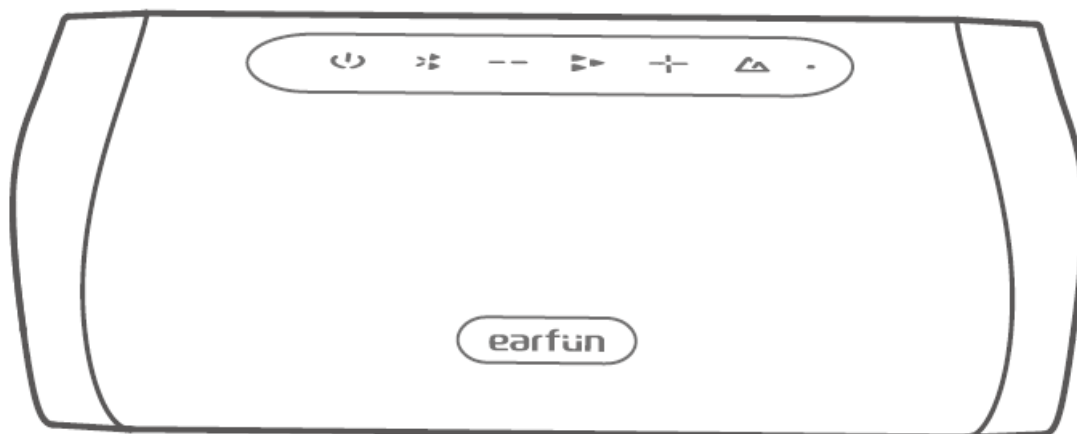
EarFun UBOOM L Portable Bluetooth Speaker User Manual

[Home](#) » [EarFun](#) » EarFun UBOOM L Portable Bluetooth Speaker User Manual 

Contents

- [1 EarFun UBOOM L Portable Bluetooth Speaker User Manual](#)
- [2 1. What's in the Box](#)
- [3 2. Product Diagram](#)
- [4 3. Charging](#)
- [5 4. Specifications](#)
- [6 5. Bluetooth Pairing](#)
- [7 6. True Wireless Stereo Connection with Two Speakers](#)
- [8 7. Functions](#)
- [9 8. Reset and Reconnecting](#)
- [10 Download](#)
- [11 Related Posts](#)

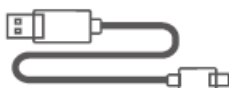
EarFun UBOOM L Portable Bluetooth Speaker User Manual



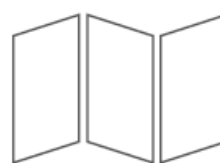
1. What's in the Box



EarFun UBOOM L

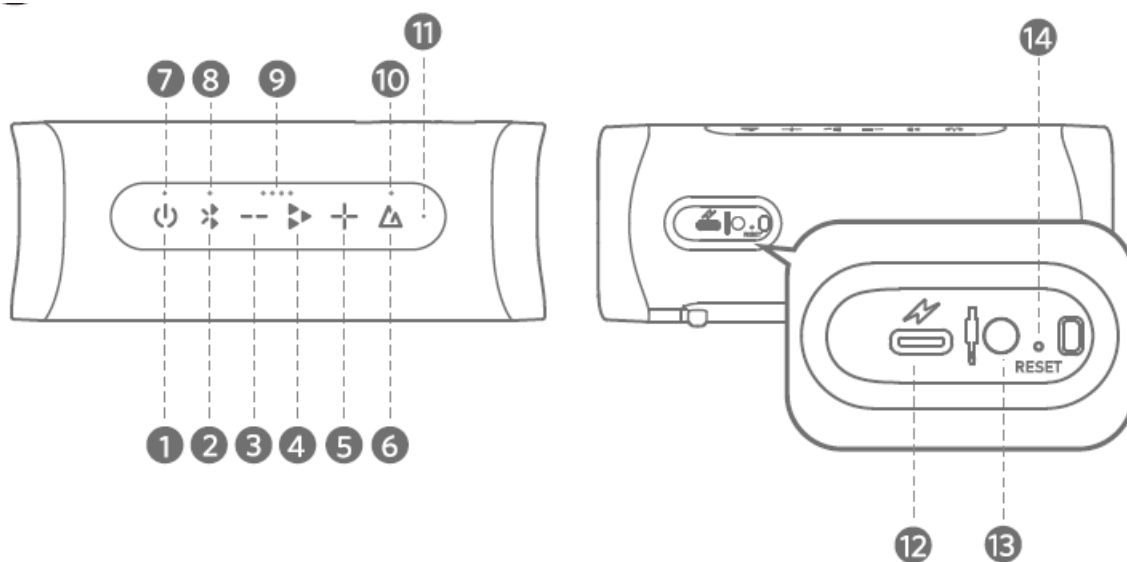


USB-C Cable



User Manual

2. Product Diagram



1. Power button	8. Video Mode LED indicator
2. Bluetooth button	9. Battery Level LED indicator
3. Volume – button	10. Sound Mode LED indicator
4. Play button	11. Microphone
5. Volume+ button	12. USB-C charging port
6. Sound Mode button	13. 3.5mm Aux input
7. Power LED indicator	14. Reset hole

3. Charging

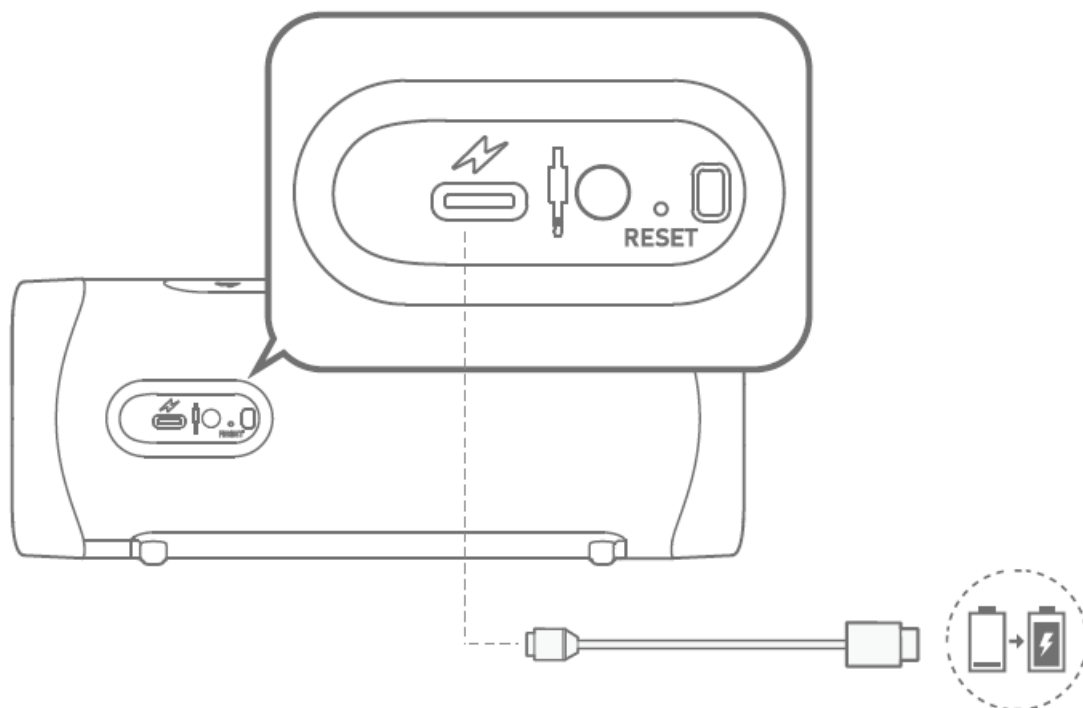
1. Clean the USB-C charging port before charging.
2. Fully charge the speaker before first use.
3. Close the port cover to avoid water damage.



Battery level :

4 x White LEDs	>75%
3 x White LEDs	<75%
2 x White LEDs	<50%
1 x White LED	<25%
1 x White LED(flashing)	<10%
charging needed	

Connect the USB-C cable to the charging port for charging

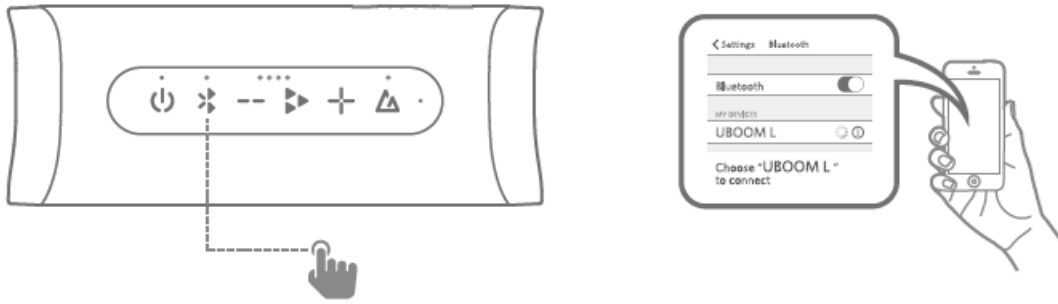


4. Specifications

Bluetooth version	V5.0
Bluetooth frequency	2.402GHz-2.480GHz
Bluetooth transmitted power	≤4dBm
Bluetooth profile	A2DP, AVRCP, HFP, HSP
Maximum working range	30m(without obstacle)
Transducer	2x55mm
Output power	2x14W
Battery capacity	7.4V, 2600mAh
Charging time	About 4 hours
Playtime	Up to 16 hours (varies by volume level and audio content)
Input	5V=3A
Dimensions	78mm x 210mm x 72mm
Weight	650g

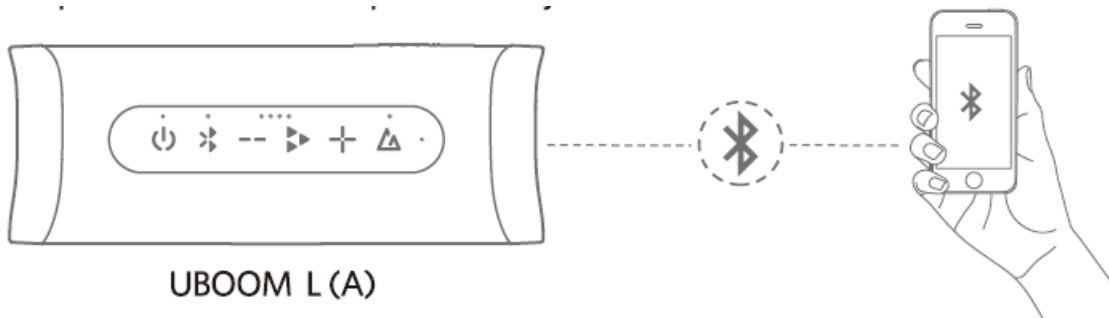
5. Bluetooth Pairing

Step 1: Power on the Speaker, then press the Bluetooth button, the speaker will enter pairing mode.
Step 2: Activate Bluetooth on your Bluetooth-enabled device and search for other Bluetooth devices.
Step 3: Select “EarFun UBOOM L” from the list of Bluetooth devices shown (if the password is needed, please type ‘0000’).

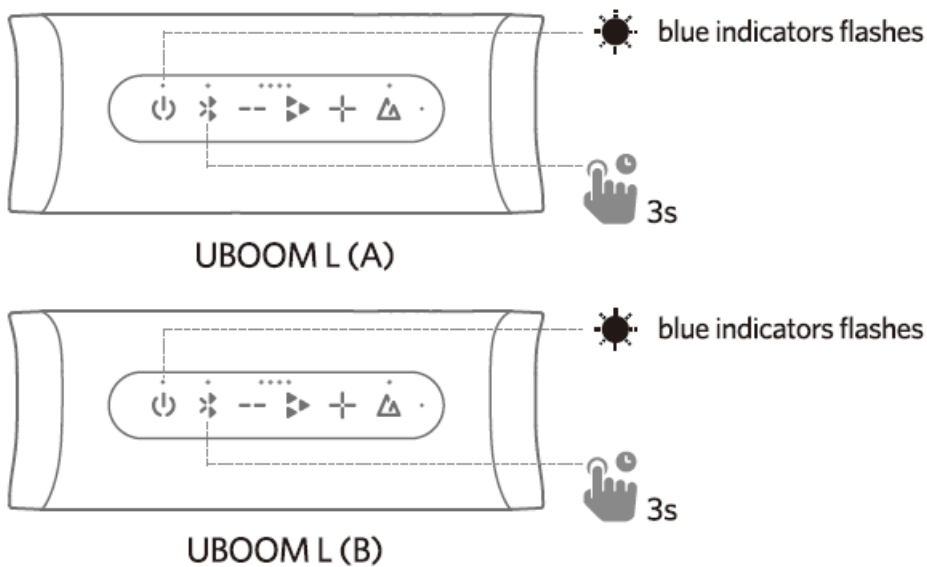


6. True Wireless Stereo Connection with Two Speakers

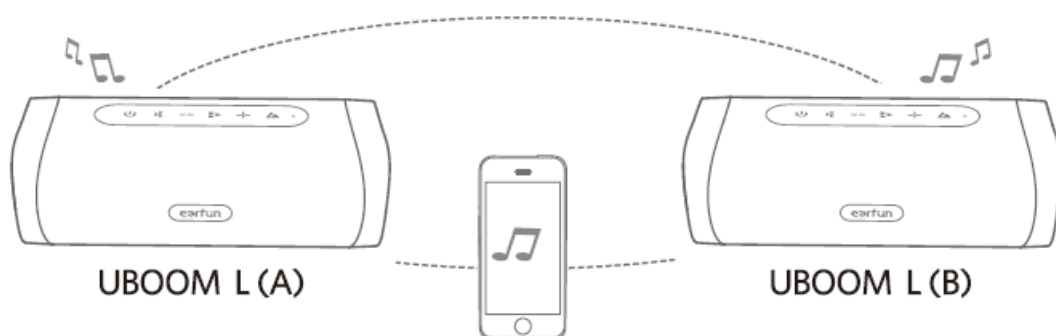
Step 1: Pair and connect speaker A to your Bluetooth device.



Step 2: Power on speaker B, and then press and hold the Bluetooth buttons of both speakers (A and B) for 3 seconds at least and blue indicators of both speakers flash, then both speakers will begin to be connected to the same Bluetooth device.



Step 3: When the indicators stay blue, the two speakers are successfully connected in True Wireless Stereo mode. The speaker A will play the Left channel and speaker B will play the Right channel.



Note:

Press and hold the sound modes button for 2 seconds to transfer stereo mode and party mode when true wireless stereo is connected. The party mode will be the same sound channel for speaker A and B, and speaker A is stereo as same as speaker B.

7. Functions

Buttons	Operations	Functions	LED Indicators
Power button	Press x 1	Power ON	Blue LED ON
		Power OFF	Blue LED OFF
Bluetooth button	Press x 1	Bluetooth pairing	Blue LED flash
	Press x 2	Video mode ON *	White video mode LED ON
		Video mode OFF	White video mode LED OFF
	Press and hold for 3s	True Wireless Stereo pairing	Blue LED flash
Play button	Press x 1	Play/Pause	/
		Answer/End a call	/
	Press x 2	Next track	/
	Press x 3	Previous track	/
	Press and hold for 2s	Activate the voice assistant	/
		Reject a call	/
Volume + button	Press or hold	Volume up	/
Volume - button	Press or hold	Volume down	/
Sound mode button	Press x 1	Outdoor mode	White sound mode LED ON
		Indoor mode	White sound mode LED OFF
	Press and hold for 2s	True Wireless Stereo mode/Party mode	/

Notes:

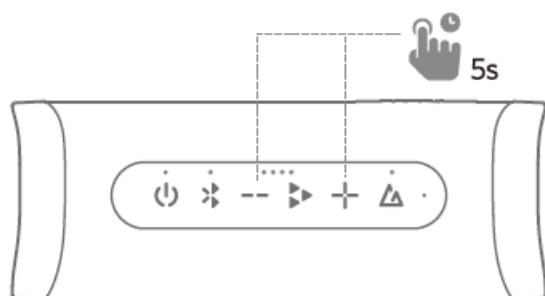
- Turn on the video mode can drop latency to about 150ms and improve video watching experience, but it will

shorten the connection distance. We suggest you turn off the video mode when you use the speaker for playing music.

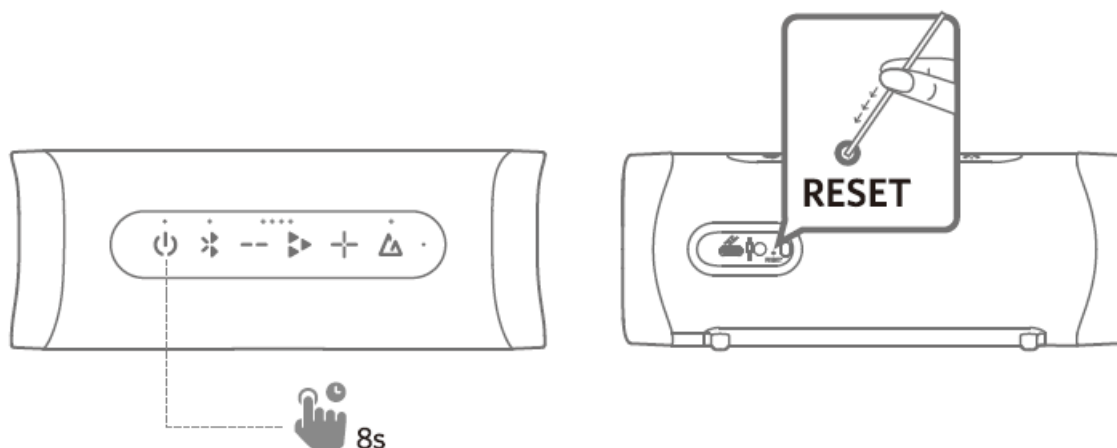
- Video mode does not support the True Wireless Stereo connection mode.
- The normal mode provides latency about 250ms.
- Bluetooth technology can not fully eliminate the latency of Bluetooth audio.

8. Reset and Reconnecting

If this speaker becomes disconnected or has another connecting problems, you can simultaneously press and hold “**Volume +**” and “**Volume -**” buttons simultaneously for 5 seconds at least to remove all paired devices from the speaker and remove the old pairing of speaker in your Bluetooth device, then pair again.



If this speaker crashes, you can try to press and hold the power button for 8 seconds at least to reboot. Also, you can directly put a straightened paper clip or similar item into the reset hole and depress the internal button to reset speaker and power on again, and the reset hole is located at the back of the speaker.



Download

EarFun UBOOM L Portable Bluetooth Speaker User Manual – [[Download PDF](#)]
