


2032 Automatic Bubble
Machine Gun



EagleStone 2032 Automatic Bubble Machine Gun User Manual

[Home](#) » [Support](#) » EagleStone 2032 Automatic Bubble Machine Gun User Manual 

Contents

- [1 EagleStone 2032 Automatic Bubble Machine Gun](#)
- [2 INTRODUCTION](#)
- [3 SPECIFICATIONS](#)
- [4 WHAT'S IN THE BOX](#)
- [5 FEATURES](#)
- [6 SETUP GUIDE](#)
- [7 CARE & MAINTENANCE](#)
- [8 TROUBLESHOOTING](#)
- [9 PROS & CONS](#)
- [10 WARRANTY](#)
- [11 FREQUENTLY ASKED QUESTIONS](#)
- [12 VIDEO – PRODUCT OVERVIEW](#)
- [13 References](#)



EagleStone 2032 Automatic Bubble Machine Gun



INTRODUCTION

With more than 10,000 bubbles per minute, the EagleStone 2032 Automatic Bubble Machine Gun is the best outdoor play for youngsters. This two-piece bubble gun set, which retails for **\$19.99**, is made to delight kids ages 4 to 8 with its strong engine, 10-hole bubble wand, and captivating LED lights. This bubble machine gun, which is made by EagleStone, is long-lasting and safe due to its sturdy, leak-proof design and premium, non-toxic ABS construction. It is a popular for daytime or nighttime play because of its 360-degree spill-proof structure, which keeps hands clean, and its LED lights, which produce a stunning effect. Simply insert the bubble solution and batteries to start having fun with this simple bubble cannon! For backyard fun, summertime activities, outdoor parties, or birthdays, the EagleStone 2032 is the ideal present for kids to enjoy with friends and family.

SPECIFICATIONS

Product	EagleStone Bubble Guns for Toddlers (2 Pack)
Brand	EagleStone
Price	\$19.99
Item Model Number	2032
Product Dimensions	5.5 x 6.5 inches
Item Weight	1.61 pounds
Material	High-quality ABS, non-toxic
Included in Set	2 Bubble Guns, 2 Bottles of Bubble Liquid, 20 Refill Concentrates
Bubble Production	10-hole wand, produces 10,000+ bubbles per minute
Motor Power	Super powerful motor for continuous bubble output
Leak-Proof Design	360° leak-proof, prevents spills and mess
Durability	Sturdy, long-lasting design
LED Lights	Built-in glowing LED lights for enhanced visuals
Operation	Easy installation; requires batteries (not included)
Usage	Indoor & outdoor, summer play, birthdays, parties
Gift Idea	Perfect for toddlers, boys & girls ages 4-8



WHAT'S IN THE BOX

- bubble solution
- bubble Gun
- manual

PRODUCT DETAILS



FEATURES

- More than 10,000 bubbles each minute A captivating bubble storm is produced by a 10-hole wand and a strong motor.



- **10 Bubble Holes Outlet:** Rich, continuous bubble generation is guaranteed by the multi-hole design.
- **Strong Motor:** Creates dense, vibrant bubbles by generating high-speed airflow.



- **360° Leak-Proof Design:** Keeps hands dry while playing and avoids sloppy spills.



- **Sturdy ABS Material:** crafted from premium, non-toxic ABS plastic for enduring use.
- Built-in LED lights produce a captivating glowing effect, particularly in low light levels.
- **Automatic Bubble Generation:** Kids can easily blow bubbles without having to do it by hand.
- Two bubble pistols are included in the two-pack for fun times with friends or family.
- **Easy to Use:** Instant bubble bursts are made possible by a simple trigger mechanism.
- **Lightweight and Portable:** Its small size allows for easy portability.
- **Battery Operated:** For convenient power, it uses regular AA batteries.
- Included is Bubble Solution, which includes 20 intense refills and two bottles of bubble liquid.
- Kids-safe Child-friendly, non-toxic materials guarantee worry-free play.
- **Fun both indoors and out:** Ideal for both domestic use and outdoor excursions.
- An excellent choice for birthdays, summertime activities, and holiday festivities, this gift is perfect.






SETUP GUIDE

- Open the package and remove the concentrated refills, solution bottles, and bubble guns.
- **Install Batteries:** Place AA batteries (not provided) inside the battery compartment.
- **Secure Battery Compartment:** Tightly close the lid to stop it from moving while in use.
- **Make the Bubble Solution:** Add the necessary amount of water to the concentrate, if using.
- **Attach the Bubble Bottle:** Securely screw a single bottle of bubble liquid onto the base of the pistol.
- **Check for Leaks:** To prevent spills, make sure the bottle is correctly sealed.
- The proper way to hold a gun is to place your fingers comfortably on the trigger and grip the handle.
- To verify smooth bubble creation, test the bubble output by lightly pulling the trigger.
- **Position for Best Outcomes:** For the best bubble flow, hold the cannon at a slight slant.
- **Activate LED Lights:** Pulling the trigger will cause the lights to turn on automatically.
- **Play in a Well-Ventilated Area:** Bubbles float better when played outside.
- **Refill as Needed:** Use a fresh bottle of solution when the current one runs low.
- **Use More Concentrate:** Make more bubble solution ahead of time for longer playtime.
- Check and replace batteries if bubble output starts to slow down.
- After use, store the bubble gun safely in a dry location to preserve its longevity.

CARE & MAINTENANCE

- **Clean After Every Use:** Use a moist cloth to remove any extra bubble solution.
- **Empty Leftover Solution:** After playtime, remove any leftover liquid to avoid blockage.
- **Look for Leaks:** To prevent untidy spills, inspect connections and seals.
- Maintain a dry battery compartment since moisture can weaken battery connections and lower performance.
- Removing batteries when not in use extends their lifespan and stops leaks.
- **Don't Drop the Gun:** Although the gun is strong, too many drops can harm the motor.
- **Clean the Nozzles Frequently:** To get rid of any accumulation, wipe the 10-hole bubble wand.
- Only use the suggested solution; using other solutions could clog the bubble cannon.
- Keep in a dry, cool place. Plastic components can be harmed by extremely high or low temperatures.
- Avoid overfilling the bottle since too much liquid could spill and create a mess.
- Verify the LED lights' functionality by checking the connections or replacing the batteries if they aren't turning on.
- **Test Before Important Events:** Prior to important occasions, make sure the firearm is operating as intended.
- Keep an eye on younger kids to help avoid mishandling and mishaps.
- When necessary, change the batteries because weak batteries lower the efficiency of the bubble output.
- Avoid using when windy since strong winds might cause bubbles to disperse too quickly, which can impair performance.

 <p>360° Leak-Proof Design</p>	VS	 <p>Leak and Dirty Hands</p>
 <p>10 Holes 10000+ Per Minute</p>	VS	 <p>Only 5 Holes 3000 Per Minute</p>
 <p>2 Bottles and 20 Packs</p>	VS	 <p>Only 1 Bottle</p>

TROUBLESHOOTING

Issue	Solution
Bubble gun not turning on	Check and replace batteries, ensuring proper installation.
No bubbles coming out	Ensure the bubble solution is properly installed and unclogged.
Weak bubble output	Clean the bubble holes and refill with fresh solution.
Bubble solution leaking	Tighten the solution bottle securely and hold the gun upright.
LED lights not working	Verify battery installation and check for loose connections.
Bubble solution running out fast	Use the included refills or mix your own solution to extend usage.
Motor making strange noise	Clean the motor area and remove any debris inside.
Sticky residue around the nozzle	Wipe with a damp cloth and clean with warm water if necessary.
Uneven bubble flow	Adjust the angle of the gun and ensure it's held steadily.
Bubbles bursting too soon	Try a different bubble solution for better quality bubbles.

PROS & CONS

Pros:

- 1. Generates over 10,000 bubbles per minute for nonstop fun.
- 2. LED light effects make nighttime play more exciting.
- 3. Durable ABS construction ensures longevity and safety.
- 4. Leak-proof and spill-resistant design prevents messy hands.
- 5. Comes with 2 bubble guns, 2 bottles of liquid, and 20 refills.

Cons:

- 1. Requires batteries (not included), which may need frequent replacements.
- 2. Bubble solution can run out quickly with high bubble output.
- 3. Not waterproof, so avoid direct exposure to water.
- 4. May clog over time, requiring regular cleaning.
- 5. Not suitable for children under 3 due to small parts.

WARRANTY

The EagleStone 2032 Automatic Bubble Machine Gun comes with a **30-day** return policy and a 6-month manufacturer’s warranty covering defects in materials and workmanship. If you encounter any issues, reach out to EagleStone customer service for assistance, replacements, or refunds.

FREQUENTLY ASKED QUESTIONS

How many bubbles can the EagleStone 2032 Bubble Gun produce per minute?

The EagleStone 2032 Bubble Gun features a powerful motor and 10 bubble outlets, generating over 10,000 bubbles per minute for an exciting and immersive bubble-blowing experience.

Is the bubble solution included with the EagleStone 2032 safe for children?

Bubble solution included with the EagleStone 2032 Bubble Gun is non-toxic and safe for kids. However, it should not be ingested.

How does the LED lighting feature on the EagleStone 2032 Bubble Gun enhance playtime?

The EagleStone 2032 Bubble Gun has built-in LED lights that activate with the trigger, creating a glowing effect for bubbles, especially in dim lighting or nighttime play.

What type of batteries does the EagleStone 2032 Bubble Gun require?

The EagleStone 2032 Bubble Gun operates on 4 AA batteries (not included). Make sure to use fresh, high-quality batteries for optimal performance.

How do you operate the EagleStone 2032 Bubble Gun?

To use the EagleStone 2032 Bubble Gun, insert 4 AA batteries, attach the bubble solution bottle, and pull the trigger to release a flurry of bubbles.

Why is my EagleStone 2032 Bubble Gun not producing bubbles?

Ensure that the bubble solution is properly attached, and check the battery placement. If the gun is still not working, try replacing the batteries with new ones.

What should I do if the EagleStone 2032 Bubble Gun is leaking bubble solution?

Check if the bubble liquid bottle is tightly secured and avoid shaking the gun excessively. The leak-proof design should prevent spills, but improper installation may cause leaks.

VIDEO – PRODUCT OVERVIEW



<https://www.manuals.plus/wp-content/uploads/2025/02/EagleStone-2032-Automatic-Bubble-Machine-Gun-User-Manual.mp4>

- [User Manual](#)

[Manuals+](#), [Privacy Policy](#)

This website is an independent publication and is neither affiliated with nor endorsed by any of the trademark owners. The "Bluetooth®" word mark and logos are registered trademarks owned by Bluetooth SIG, Inc. The "Wi-Fi®" word mark and logos are registered trademarks owned by the Wi-Fi Alliance. Any use of these marks on this website does not imply any affiliation with or endorsement.