



EAGLE EYE NETWORKS CD02 IP Network Cameras User Guide

[Home](#) » [EAGLE EYE NETWORKS](#) » EAGLE EYE NETWORKS CD02 IP Network Cameras User Guide 

Contents

- [1 EAGLE EYE NETWORKS CD02 IP Network Cameras](#)
- [2 Technical Specifications](#)
- [3 Packing List](#)
- [4 Product Appearance](#)
- [5 Device Installation](#)
- [6 FCC Statment](#)
- [7 FCC RF Radiation Exposure Statement:](#)
- [8 Documents / Resources](#)
 - [8.1 References](#)
- [9 Related Posts](#)

EAGLE EYE

EAGLE EYE NETWORKS CD02 IP Network Cameras



Information for Users on Collection and Disposal of Old Equipment and used Batteries within the European Union

These symbols on the products, packaging, or accompanying documents indicate that used electrical and electronic products and batteries should not be disposed together with household waste. For more information about the collection and recycling of old products and batteries, please contact your dealer, point of sale, or local municipality. In accordance with national legislation, penalties may be applicable for incorrect disposal of this waste.

Information for disposal in Countries outside the European Union

This symbol is only applicable in the European Union. When discarding these items please contact your dealer or local authorities for further information regarding the correct method of disposal.

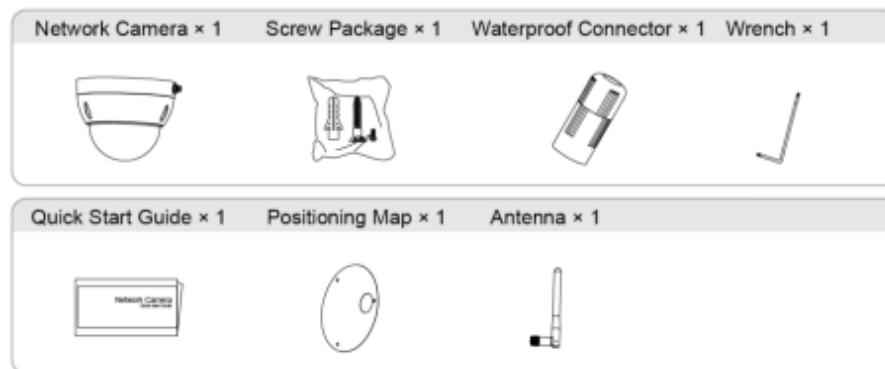
Note:

- This quick start guide is for reference only.
- We are not liable for any loss caused by the operations that do not comply with the manual.
- All designs shown are subject to change without prior written notice.
- All trademarks and registered trademarks mentioned are the properties of their respective owners.
- Please visit our website www.een.com or contact your local service engineer for further information.
- This device complies with part 15 of the FCC Rules. Operation is subject to the following two conditions:
 - This device may not cause harmful interference, and
 - this device must accept any interference received, including interference that may cause undesired operation.

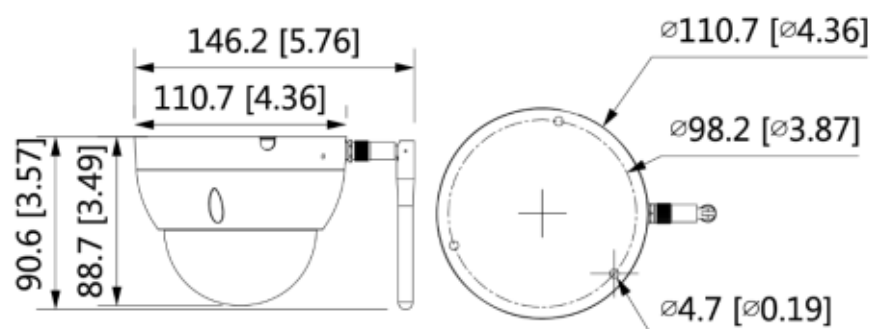
Technical Specifications

Video	
Pixels	2 Mega Pixel
Resolutions	1920×1080/1280×960/1280×720/ 640×260/320×240/1~25/30fps
Lens	2.8mm
Night Vision	IR LEDs with up to 15m range
Field of View	114.6°(H), 62°(V), 135°(D)
Dynamic Range	Wide Dynamic Range, Highlight Compensation, Backlight Compensation
Applications	Best for large outdoor areas: Parking lots, parking garages, back yards, outdoor entrances, construction sites
Image Sensor	1/2.7" 2Megapixel Progressive CMOS
Iris	Fixed
Shutter Speed	1/3 s–1/100,000 s
Min Illumination	Color 0.189 Lux; IR ON 0 Lux
Digital Capabilities	
Video Compression	H.265, H.264, MJPEG
Image Settings	Rotation, Saturation, Brightness, Contrast, Sharpness
Interface	
Ethernet	RJ-45 Female 10/100 Base-T
Wi-Fi	IEEE802.11b/g/n
Edge Storage	Micro SD/SDHC/SDXC slot, Max 128GB
Physical/Power	
Power	DC12V1A
Power Consumption	Basic pwr. consumption: 2.8W (12V DC) Max. pwr. consumption: 4.7W (12V DC)
Operating Temperature	-10°C to +45°C
Operating Humidity	0% – 95% RH
Approvals	CE, FCC
Dimensions	Φ146.2 mm × 110.7 mm × 90.6 mm
Weight	410 gram
Housing	Plastic, sleek & modern appearance

Packing List

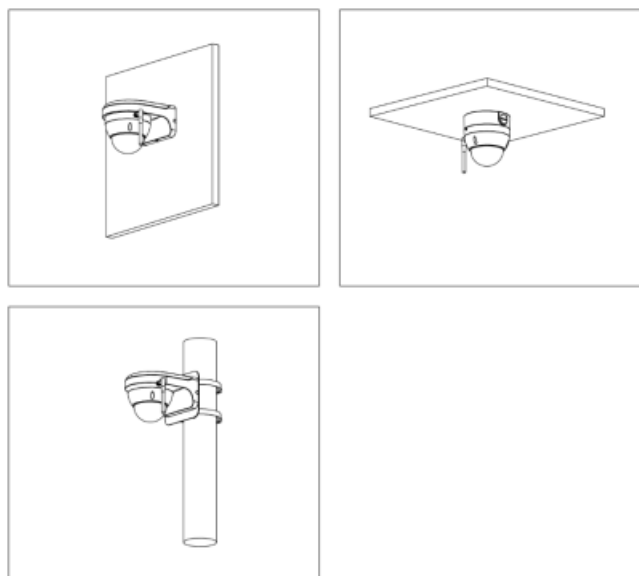


Product Appearance

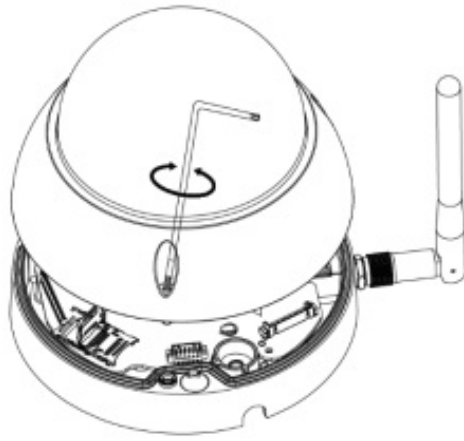


Device Installation

• Installation Method

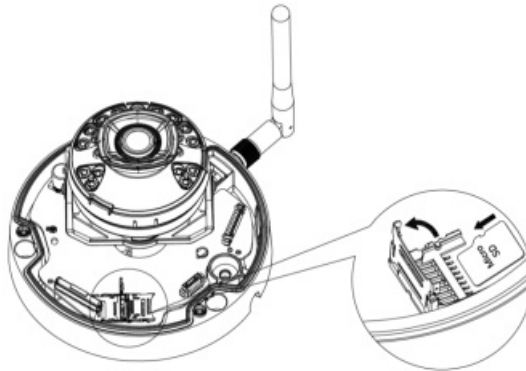


• Detaching the Camera Housing



- **Installing the SD Card (Optional)**

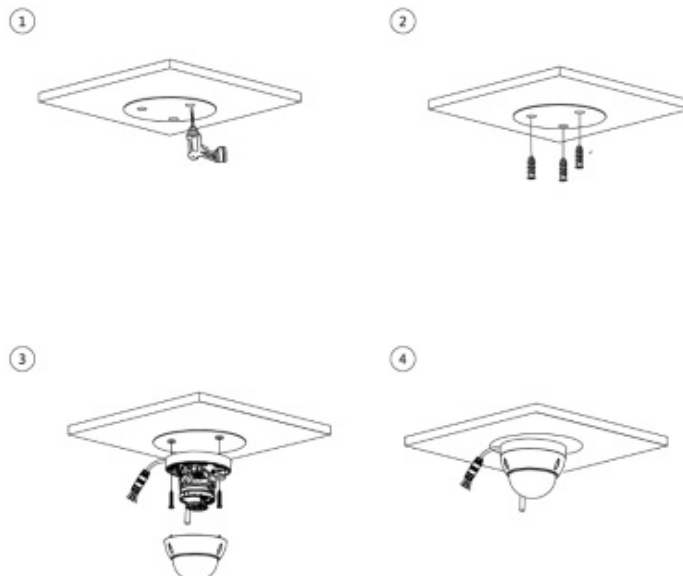
Disconnect the power before installing or removing the SD card.



Press and hold the reset button for 10 s to reset the camera

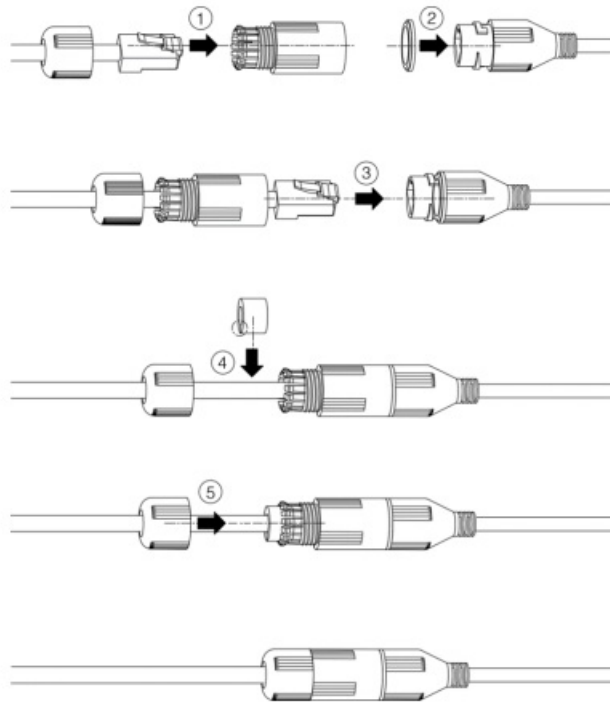
- **Attaching Device**

Make sure the mounting surface is strong enough to hold at least three times of the weight of the device and bracket.



- **Installing Waterproof Connector (Optional)**

This step is required if the device is used outdoors.



- **Adjusting Lens Angle**



FCC Statment

Caution: The user is cautioned that changes or modifications not expressly approved by the party responsible for compliance could void the user's authority to operate the equipment.

Note: This equipment has been tested and found to comply with the limits for a Class B digital device, pursuant to part 15 of the FCC Rules. These limits are designed to provide reasonable protection against harmful interference in a residential installation. This equipment generates uses and can radiate radio frequency energy and, if not installed and used in accordance with the instructions, may cause harmful interference to radio communications. However, there is no guarantee that interference will not occur in a particular installation. If this equipment does cause harmful interference to radio or television reception, which can be determined by turning the equipment off and on, the user is encouraged to try to correct the interference by one or more of the following measures:

- Reorient or relocate the receiving antenna.
- Increase the separation between the equipment and receiver.
- Connect the equipment into an outlet on a circuit different from that to which the receiver is connected.
- Consult the dealer or an experienced radio/TV technician for help.

FCC RF Radiation Exposure Statement:

This equipment complies with FCC radiation exposure limits set forth for an uncontrolled environment. This equipment should be installed and operated with a minimum distance of 20cm between the radiator and any part of your body

FCC Supplier's Declaration of Conformity

Digital IP Camera / EN-CCUD-002a


This device complies with part 15 of the FCC Rules. Operation is subject to the following two conditions:

1. This device may not cause harmful interference, and
2. this device must accept any interference received, including interference that may cause undesired operation.

Eagle Eye Networks Inc.

4611 Bee Cave Rd, #200, Austin, TX 78746, U.S.A Ruben Castilla, +1 512 473 0500

Documents / Resources

	<p>EAGLE EYE NETWORKS CD02 IP Network Cameras [pdf] User Guide 1007, 2AQEO-1007, 2AQEO1007, CD02, IP Network Cameras, Network Cameras, Digital IP Camera, CD02, IP Camera</p>
--	---

References

- [Cloud Video Surveillance | Eagle Eye Networks](#)
- [Cloud Video Surveillance | Eagle Eye Networks](#)