

EAE Technology Mona Black DND Mur R1.1 Horizontal Display Instruction Manual

[Home](#) » [EAE Technology](#) » EAE Technology Mona Black DND Mur R1.1 Horizontal Display Instruction Manual 

Contents

- [1 Mona Black DND Mur R1.1 Horizontal Display](#)
- [2 Device Description](#)
- [3 Operation and Display](#)
- [4 Technical Data](#)
- [5 Installation](#)
- [6 Commissioning](#)
- [7 Cleaning](#)
- [8 Documents / Resources](#)
 - [8.1 References](#)

Mona Black DND Mur R1.1 Horizontal Display



Installation Manual MONA DND-MUR
EAE KNX MONA Series
MONA DND-MUR R1.1



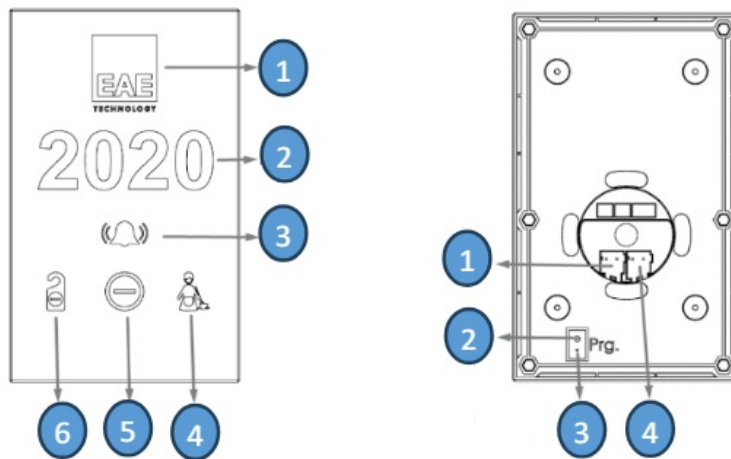
Device Description

The Mona series DND MUR display, where you can easily see whether your guests are in the room, consists of a glass touch screen and includes room number, hotel logo, occupancy, Do Not Disturb, Make Up Room indicators and doorbell button.

- Monoblock glass design
- Customizable Logo
- Built-in touch buzzer button
- Suitable for flush mounting
- Device is powered by KNX
- Physical KNX Doorbell output
- 2 x Relay Output
- Colourful LED Indicators
- The occupancy information is taken from KNX

Operation and Display

Front Side	Back Side
1- Logo	1- KNX Bus
2- Room No	2- Physical address prog. button
3- Buzzer Button	3- Physical address prog. LED
4- MUR Indicator	4- 30V DC (KNX AUX)
5- Occupancy LED	
6- DND Indicator	

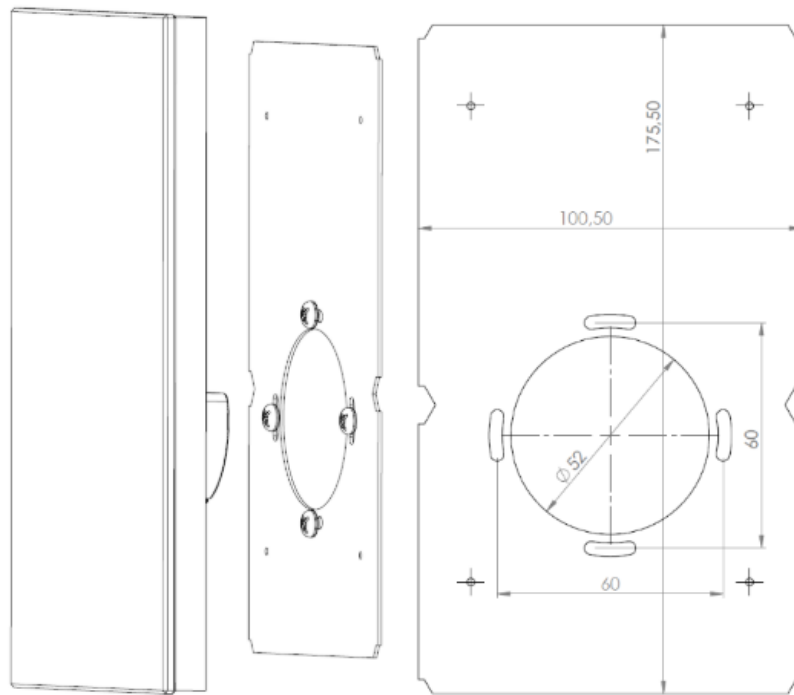


Technical Data

Protection Type	IP20 (IP65 optional)	EN 60529
Safety Rating	II	EN 61140
Connections	KNX Bus KNX AUX	Bus Terminal AUX Terminal
Power Supply	Voltage Current drawn from KNX bus Current drawn from KNX aux	21V... 30V DC, KNX < 10 mA < 60 mA
Operating Elements	LED (red) LED (RGB)	Addr Prog. LED Status LEDs
Operating Temperature	Ambient	-5° C + 45° C
Humidity	Max. Air Humidity	95% no moisture
Dimensions	Front Side Side- Surface mounted parSide- Flush mounted part	120 x 195 mm 13,2 mm 20.8 mm
Box Material	Surface : Glass Flush Mounted Part : Polycarbonate	
Color	Surface : Black or White Flush Mounted Part : Black	
CE	In accordance with the EMC guideline and low voltage directives	

Installation

Installation of the product is done with metal flange. It is fixed to the junction box by using screws. The switch has magnets and should be positioned buttons downwards. The device will stick on flange by magnetization.



Commissioning

Device default physical address is 15.15.255. Determination of the physical address and setting of parameters are actualized with Engineering Tool Software (ETS4 or higher). “.knxprod” file must be imported to the ETS. (<http://www.eaetechnology.com/>)



A detailed information about parameter configuration can be found in Product Manual of device.



Installation and commissioning of device may only be implemented by trained electricians. The relevant standards, directives, regulations and instructions must be observed when planning and implementing the electrical installation.

- Protect the device against moisture, dirt and damage during transport, storage and operation!
- Do not operate the device out of the specified technical data which is stated.
- The device may only be operated in closed enclosures (Distribution boards)


Cleaning

If device becomes dirty, only a dry cloth can be used for cleaning. It is not suitable to use wet cloths, caustics and solvents.



© EAE Technology
www.eaetechnology.com

Documents / Resources



[EAE Technology Mona Black DND Mur R1.1 Horizontal Display](#) [pdf] Instruction Manual
Mona Black DND Mur R1.1 Horizontal Display, Mona Black DND Mur R1.1, Horizontal Display, Display

References

- [EAE EAE Technology – KNX Akıllı Ev Sistemi, Aydınlatma Otomasyonu](#)
- [EAE EAE Technology – KNX Akıllı Ev Sistemi, Aydınlatma Otomasyonu](#)
- [User Manual](#)

Manuals, [Privacy Policy](#)

This website is an independent publication and is neither affiliated with nor endorsed by any of the trademark owners. The "Bluetooth®" word mark and logos are registered trademarks owned by Bluetooth SIG, Inc. The "Wi-Fi®" word mark and logos are registered trademarks owned by the Wi-Fi Alliance. Any use of these marks on this website does not imply any affiliation with or endorsement.