



DZH 8033 Bluetooth Keyboard User Manual

[Home](#) » [DZH](#) » DZH 8033 Bluetooth Keyboard User Manual 

DZH

8033 Bluetooth Keyboard
User Manual

Note: Please read the user manual carefully before you start using this product

Contents

1

Product features

2

Bluetooth pairing connection

3

FAQ

4

Status Display LED

5

Troubleshooting

6

Safety instructions

7

Keyboard Maintenance

8

Technical Specifications

9

Touchpad Functions

10

FCC Statement

11

DECLARATION OF CONFORMITY

12

Documents / Resources

13

Related Posts

Product features

10S/Android		Windows	
Fn+Shift	Corresponding function	Fn+Shift	Corresponding function

	Return to Desk		Home
	Search		Search
	Select		Select
	Copy		Copy
	Stick		Stick
	Cut		Cut
	Pre-Track		Pre-Track
	Play/Pause		Play/Pause
	Next		Next
	Mute		Mute
	Volume-		Volume-
	Volume+		Volume+
	<div><div><div>~</div><div>Esc</div></div></div>		<div><div><div>~</div><div>Esc</div></div></div>
	<div><div><div>!</div><div>1</div></div><div><div>Q</div><div>F1</div></div></div>		<div><div><div>!</div><div>1</div></div><div><div>Q</div><div>F1</div></div></div>
<div><div><div>@</div><div>2</div></div><div><div>Alt</div><div>F2</div></div></div>	<div><div><div>@</div><div>2</div></div><div><div>Alt</div><div>F2</div></div></div>		
<div><div><div>#</div><div>3</div></div><div><div>Ctrl</div><div>F3</div></div></div>	<div><div><div>#</div><div>3</div></div><div><div>Ctrl</div><div>F3</div></div></div>		
<div><div><div>\$</div><div>4</div></div><div><div>Ctrl</div><div>F4</div></div></div>	<div><div><div>\$</div><div>4</div></div><div><div>Ctrl</div><div>F4</div></div></div>		
<div><div><div>%</div><div>5</div></div><div><div>Alt</div><div>F5</div></div></div>	<div><div><div>%</div><div>5</div></div><div><div>Alt</div><div>F5</div></div></div>		
<div><div><div>^</div><div>6</div></div><div><div>Alt</div><div>F6</div></div></div>	<div><div><div>^</div><div>6</div></div><div><div>Alt</div><div>F6</div></div></div>		
<div><div><div>&</div><div>7</div></div><div><div>Alt</div><div>F7</div></div></div>	<div><div><div>&</div><div>7</div></div><div><div>Alt</div><div>F7</div></div></div>		
<div><div><div>*</div><div>8</div></div><div><div>Alt</div><div>F8</div></div></div>	<div><div><div>*</div><div>8</div></div><div><div>Alt</div><div>F8</div></div></div>		
<div><div><div>(</div><div>9</div></div><div><div>Alt</div><div>F9</div></div></div>	<div><div><div>(</div><div>9</div></div><div><div>Alt</div><div>F9</div></div></div>		
<div><div><div>)</div><div>0</div></div><div><div>Alt</div><div>F10</div></div></div>	<div><div><div>)</div><div>0</div></div><div><div>Alt</div><div>F10</div></div></div>		
<div><div><div>—</div><div>F11</div></div><div><div>Alt</div><div>F11</div></div></div>	<div><div><div>—</div><div>F11</div></div><div><div>Alt</div><div>F11</div></div></div>		
<div><div><div>+</div><div>=</div></div><div><div>Alt</div><div>F12</div></div></div>	<div><div><div>+</div><div>=</div></div><div><div>Alt</div><div>F12</div></div></div>		

Lock

Lock

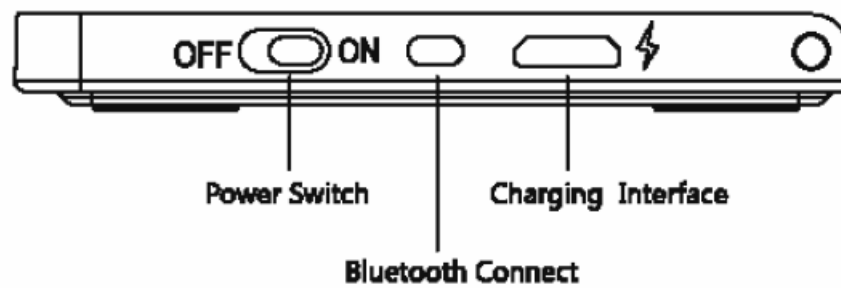
Three system switching languages

Windows: Alt+Shift switch language

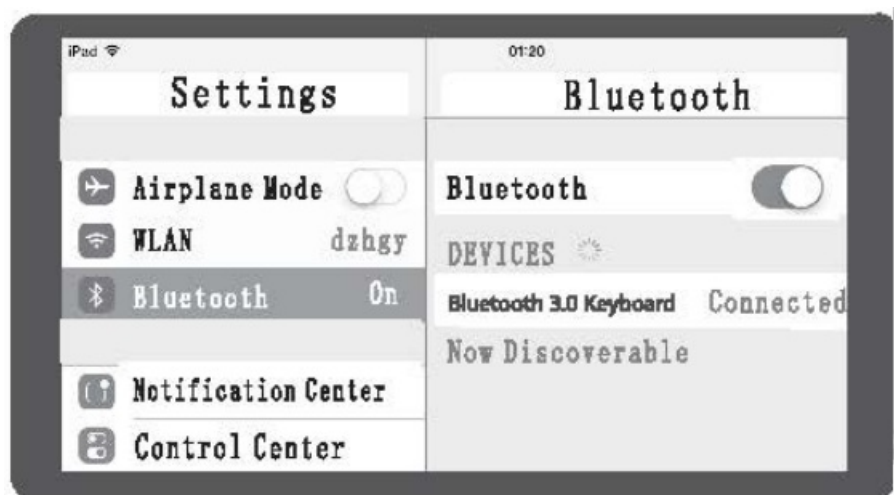
iOS: Ctrl+Space key switch language

Android: Sh1ft+Space key switch language

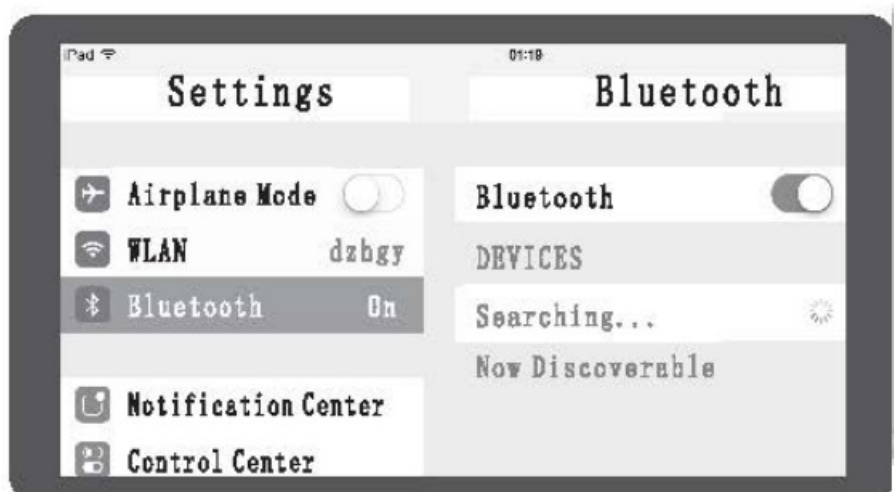
Bluetooth pairing connection



1. Please turn on the power at the side of the keyboard, blue lights up, press the Bluetooth connection button, the blue light will twinkle and into the match mode quickly.



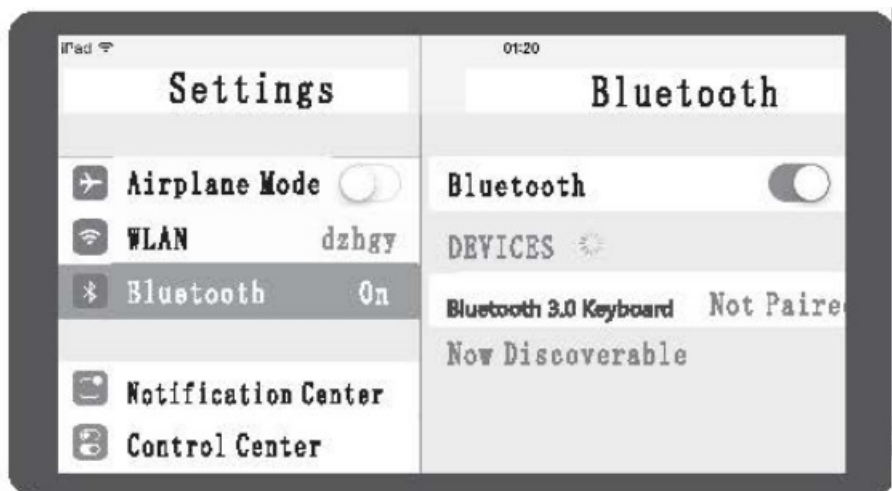
2. Open the tablet PC setting "Bluetooth" into searching and pairing state.



3. You will find the "Bluetooth 3.0 Keyboard" and click on the next step.



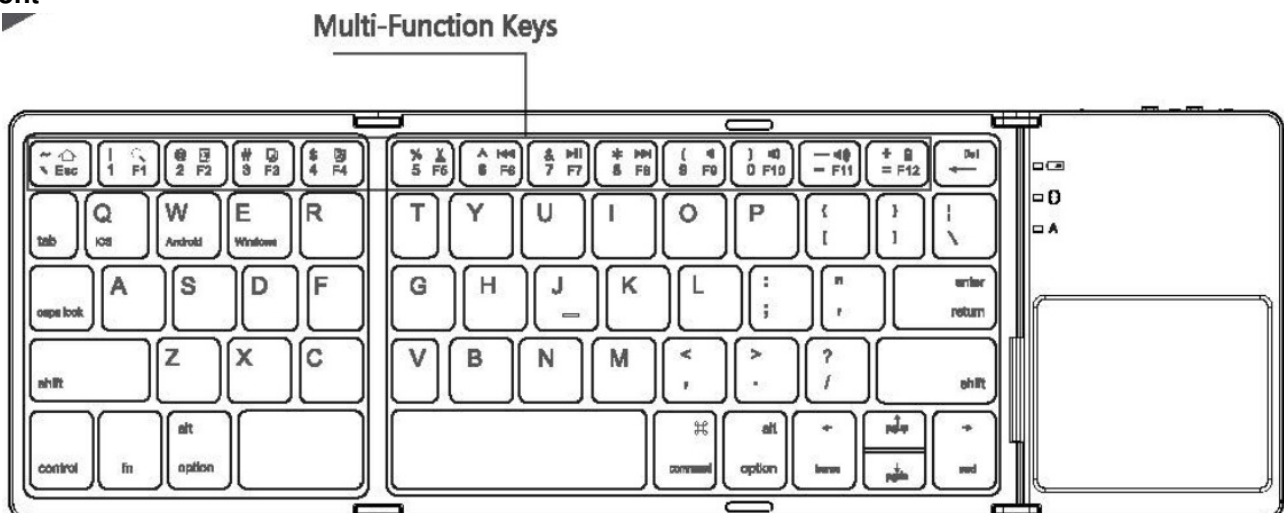
4. According to the table PC tips to input, the correct password then click the “Enter” button



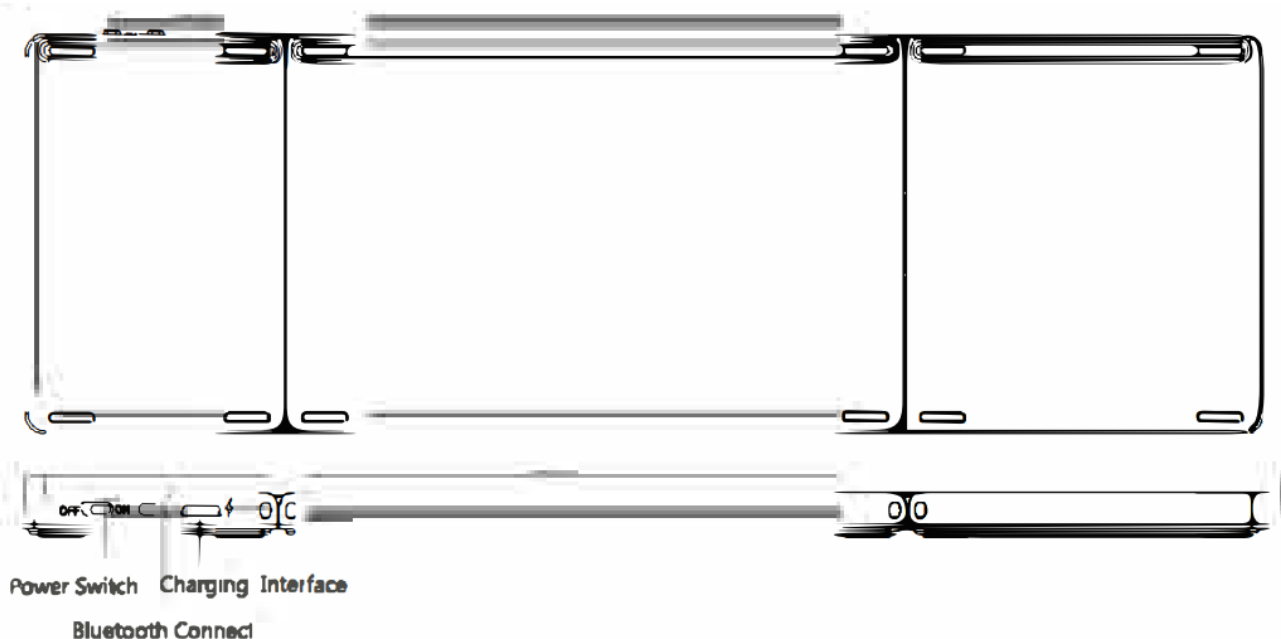
5. There has a tip for connecting successfully, you can use your keyboard comfortably

Remarks. After connecting successfully the next time you don’t need match code, just open the Bluetooth keyboard power switch and the tablet PC “Bluetooth.” The BT keyboard will search the device and automatic connects

Front



Back



Compatible System Win /10S /Android

Warranty Card

User information.....

Company or personage full name.....

Contact address.....

TEL Zip.....

The purchased product name and mode; NO-.....

Purchased date.....

This reason due to the product is broken and damaged Is not Included in the warranty (1) Accident, misuse, improper operation, or any unauthorized repair, modified or removed (2) Improper operation or maintenance when operation violation of the Instructions or connection unsuitability power supply.

Certification

Inspection :.....

Prodyniondat;.....

FAQ

The tablet PC can't connect to the BT keyboard?

1. At first, check the BT keyboard is into match code state, then open the table PC Bluetooth searching
2. Checking the BT keyboard Battery is enough, the battery low is also lead to can't connect, you need charge
3. Is the keyboard indication light always flashing when use? Keyboard indication always flashing when used, it means the battery will be no power, please charge the power as soon as possible
4. The tablet PC display BT keyboard is disconnected? The BT keyboard will into dormant to save the battery after some time later no use; press any key the BT keyboard will be awakened and working

Status Display LED

- Connect : Open the power switch, blue lights up, press the connect button, blue light twinkles.
- Charging: The indicator light will be on red, after fully charging, the light crushes out
- Low Voltage Indication: When the voltage is below 3.3 V, the red light twinkles.

Remarks: In order to prolong the life span of the battery, when you do not use the keyboard for a long time,

please switch off the power.

Troubleshooting

Please contact the after-sales service.

Copyright

It is forbidden to reproduce any part of this quick start guide without the permission of the seller.

Safety instructions

Do not open or repair this device, Do not use the device in a damp environment. Clean the device with a dry cloth

Warranty

The device is provided with a one-year limited hardware warranty from the purchase day.

Keyboard Maintenance

1. Please keep the keyboard away from a liquid or humid environment, saunas, swimming pool, steam room and don't let the keyboard get wet in the rain.
2. Please don't expose the keyboard to too high or too low-temperature conditions.
3. Please don't put the keyboard under the sun for a long time
4. Please don't put the keyboard close to the flame, such as cooking stoves, candles, or a fireplace.
5. Avoid sharp objects scratching products, timely to recharge products to ensure the normal use

Technical Specifications

- Keyboard size : 304.5X97.9SX8mm(Open)
- Use touchpad the working current: <8.63mA
- Touchpad size – 54.8X44 8mm
- Use key the working current: <3mA
- Weight : 197.3g
- Standby current: 0.25mA
- Working distance <10m
- Sleep current : 601A
- Lithium battery capacity: 140mAh
- Sleep time : Ten minutes
- Working voltage : 3 7V
- Awaken way : Arbitrarily key to awaken

Touchpad Functions



One finger click -left mouse



Two finger slide 'mouse wheel



Three-finger click— windows combination key (Open the Cortana)



Three-finger slid up —windows Tab combination key (Open the browser window)



NO finger c ick— right lousewort finger stretch Zoom



Three-finger slid/right slid the left- Acti window switch



Three-finger slid down -Windows combination key(return back to Windows start menu)

Note: no touch function for the device under the IOS system

CE Statement

Herby, Shenzhen DZH Industrial Co., Ltd that this Bluetooth Keyboard, 6033 is in compliance with the essential requirements and other relevant provisions of Directive 2014/53/EU.

In accordance with Article 10(2) and Article 10(10), this product is allowed to be used in all EU member states.

Use the Bluetooth Keyboard in the environment with a temperature between 0°C and 35°C.

Risk of explosion if the battery is replaced by an incorrect type. Dispose of used batteries according to the instructions.

The product shall only be connected to a USB Interface of version USB 2.0

Operation Frequency: 2402MHz-2480MHz

Max output Power: 0.0001W

Manufacturer: Shenzhen DZH Industrial Co., Ltd

Address: 3th Floor, YiTuo Mike Industrial A building, Bu Yong Industrial D zone,

ShaJing, Shenzhen, China E-mail: liqh@dzhy.com

FCC Statement

Changes or modifications not expressly approved by the party responsible for compliance could void the user's authority to operate the equipment. This equipment has been tested and found to comply with the limits for a Class B digital device, pursuant to Part 15 of the FCC Rules. These limits are designed to provide reasonable protection against harmful interference in a residential installation. This equipment generates uses and can radiate radio frequency energy and, if not installed and used in accordance with the instructions, may cause harmful interference to radio communications. However, there is no guarantee that interference will not occur in a particular installation. If this equipment does cause harmful interference to radio or television reception, which can be determined by turning the equipment off and on, the user is encouraged to try to correct the interference by one or more of the following measures:

- Reorient or relocate the receiving antenna.
- Increase the separation between the equipment and receiver.
- Connect the equipment into an outlet on a circuit different from that to which the receiver is connected.
- Consult the dealer or an experienced radio/TV technician for help

This device complies with part 15 of the FCC rules. Operation is subject to the following two conditions (1) this device may not cause harmful interference, and (2) this device must accept any interference received, including interference that may cause undesired operation.

DECLARATION OF CONFORMITY

I hereby declare that the product

Product: Bluetooth Keyboard

Model No.: 8033

Trade Mark: N/A

HardwareVersion: V3.0

Software Version: V1.0

Accessories:

Battery information:

Model: TW 302030

Specification: Nominal voltage: 3.7V Capacity: 140mAh, 0.518Wh

Manufacturer: SHENZHEN TAIWOO BATTERY CO.,LTD.

(Name of product, type a model, batch or serial number)

satisfies all the technical regulations applicable to the product within the scope of Council Directives 2014/53/EU, 2014/35/EU, and 2014/30/EU: and declare that the same application has not been lodged with any other notified body.

EN 62479:2010 EN 50663:2017

EN 82368-1:2014+A11:2017

ETSI EN 301 489.17 V32.4 (2020-09)

ETSI EN 301 489-1 V2.2.3 (2019-11)

ETSI EN 300 328 V2.2.2 (2019-07)

(T10a(s) of regulations. standards. etc)

All essential radio test suites have been carried out.

NOTIFIED BODY: MiCOM Labs Inc Address:

575 Boulder Court, Pleasanton, California 94566 USA Identification Number: 2280

MANUFACTURER or AUTHORISED REPRESENTATIVE

Address Shenzhen DZH Industrial Co., Ltd 3th Floor, YiTuo Mike Industrial A building, Bu Yong Industrial D zone, Shajing, Shenzhen, China

This declaration is issued under the sole responsibility of the manufacturer and, if applicable, his authorized representative.

Point of contact:

Annie Li. 860755-299510781860755-29951079

(Name, telephone, and fax number)

China 2021-03-11

(Place. date of issue)


Annie Li

(Signature)

Annie Li, Manager

(Name and title in block letters)

Documents / Resources

	DZH 8033 Bluetooth Keyboard [pdf] User Manual B033, 2AFW2-B033, 2AFW2B033, 8033, Bluetooth Keyboard
---	--