



[Home](#) » [dyson](#) » **dyson TP7A Purifier Cool Auto React Purifying Fan Instructions** 

Contents [[hide](#)]

- [1 Dyson TP7A Purifier Cool Auto React Purifying Fan](#)
- [2 Product Specifications](#)
- [3 Product Usage Instructions](#)
- [4 Regulatory compliance and safety information](#)
- [5 IMPORTANT SAFETY INSTRUCTIONS](#)
- [6 Additional information](#)
- [7 Battery replacement](#)
- [8 Limited 2-year guarantee](#)
- [9 CONTACT](#)
- [10 Frequently Asked Questions \(FAQ\)](#)
- [11 Documents / Resources](#)
 - [11.1 References](#)



Dyson TP7A Purifier Cool Auto React Purifying Fan



Product Specifications

- **Model:** TP7A/TP9A
- **Safety:** Contains magnets, laser Class 1
- **Usage:** Indoor use only

Product Usage Instructions

General Safety Instructions:

- Do not use the appliance outdoors or on wet surfaces.
- Avoid touching any part of the appliance with wet hands.
- Keep the appliance away from heated surfaces.
- Avoid inserting objects into any openings of the appliance.
- Always carry the appliance from the base, not from the amplifier ring.
- Disconnect the power or unplug the appliance before cleaning, maintenance, or filter replacement.

Specific Safety Instructions:

- If implanted medical devices are present, seek immediate medical attention if magnets

are involved.

- Observe battery replacement warnings.
- Avoid staring at laser light sources, as they can be harmful to the eyes and skin.

Usage Guidelines:

- Connect the appliance directly to a wall outlet; do not use with extension cords.
- Avoid placing credit cards or electronic memory devices near magnets in the remote control or appliance.
- Avoid placing the power cord under furniture or other household equipment.

Regulatory compliance and safety information

Thank you for choosing to buy a Dyson purifying fan. To read your safety instructions and guarantee terms and conditions in English.

IMPORTANT SAFETY INSTRUCTIONS

WARNING

THE APPLIANCE AND THE REMOTE CONTROL BOTH CONTAIN MAGNETS.

1. Implanted medical devices such as pacemakers and defibrillators may be affected by strong magnetic fields. If you or someone in your household has an implanted medical device or defibrillator, avoid placing the remote control in a pocket or near to the device.
2. Credit cards and electronic storage media may also be affected by magnets and should be kept away from the remote control and the top of the appliance.

TO REDUCE THE RISK OF FIRE, ELECTRIC SHOCK, OR INJURY:

1. This appliance can be used by children aged from 8 years and above and persons with reduced physical, sensory or reasoning capabilities, or lack of experience and knowledge, only if they have been given supervision or instruction by a responsible person concerning use of the appliance in a safe way and understand the hazards involved. Children shall not play with the appliance. Cleaning and user maintenance shall not be made by children without supervision.

2. Do not use outdoors or on wet surfaces, and do not handle any part of the appliance or plug with wet hands.
3. Keep the appliance away from flammable liquids, vapours, air fresheners, and essential oils.
4. Always plug directly into a wall socket. Never use with an extension cable as overloading may result in the cable overheating and catching fire.
5. 7. Do not use this appliance if it has been damaged or submerged in water.
6. Keep this appliance and cable away from heated surfaces. Do not position the cable under furniture or appliances.
7. Do not put any objects into any openings as this may cause an electric shock or fire or damage the appliance.
8. Always carry this appliance by the base and not by the loop amplifier.
9. If there is a loose fit between the plug and the socket or the plug becomes very hot, the socket may need to be replaced. Check with a qualified electrician to replace the socket.
10. Disconnect power or unplug before cleaning, performing any maintenance, or replacing a filter. Always unplug the appliance when not in use.
11. This appliance contains a Class 1 laser. Unintended use of the appliance or damage to the housing may result in the escape of dangerous laser radiation. Do not stare at the light source. Laser radiation may, even in little doses, cause harm to the eyes and skin. Do not attempt to modify or disassemble the laser tube.
12. Chemical Burn and Choking Hazard. Keep batteries away from children. This product contains a lithium button/coin cell battery. If a new or used lithium button/coin cell battery is swallowed or enters the body, it can cause severe internal burns and can lead to death in as little as 2 hours. Always completely secure the battery compartment. If the battery compartment does not close securely, stop using the product, remove the batteries, and keep it away from children. If you think batteries might have been swallowed or placed inside any part of the body, seek immediate medical attention.

Additional information

Maintaining your machine

To always get the best performance from your machine, it's important to regularly clean

it and check for blockages.

Cleaning your machine

- If dust accumulates on the surface of your machine, wipe dust from the loop amplifier, shroud, and other parts with a clean, dry cloth only.
- Look for blockages in the air inlet holes on the shroud and the small aperture inside the loop amplifier.
- Use a soft brush to remove dust and debris.
- Don't use detergents or polishes to clean your machine.

Replaceable parts

Your machine has replaceable filter units and batteries, any other servicing must be carried out by an authorised service representative.

Battery replacement

Caution

- Unscrew the battery compartment on the remote control. Loosen the base and pull to remove the battery.
- Do not install backward short-circuit the batteries.
- Do not attempt to dismantle or charge the batteries. Keep away from fire.
- Follow battery manufacturers' instructions when installing new batteries (battery type CR 2032).
- Always replace the screw in the remote control and refer to the battery hazard in the warning section.

Non-washable filter units

- Your filter units are non-washable and non-recyclable.
- Failure to replace the filter units when prompted may result in changes to product performance and appearance.
- Replacement filter units can be purchased at www.dyson.com

Auto mode

- A period of six days is required after your machine is first used for the sensor to calibrate. During this period your machine may be more sensitive to VOCs (such as odours) than normal.
- During first use, whilst the sensors calibrate, your machine can take up to two minutes to show VOC and NO2 data.

Disposal information

- Dyson products are made from high-grade recyclable materials. Recycle where possible.
- Dispose of or recycle the battery according to local ordinances or regulations.
- This symbol indicates that this machine should not be disposed of with your general household waste. To prevent possible harm to the environment or human health from uncontrolled waste disposal, recycle it responsibly to promote the sustainable reuse of material resources. When this machine has reached the end of its serviceable life, please take it to a recognised WEEE (Waste Electrical and Electronic Equipment) collection facility such as your local civic amenity site for recycling. Your local authority or retailer will be able to advise you of your nearest recycling facility.
- Keep the used batteries away from children, as these can still harm children if swallowed.
- Your filter units are non-washable and non-recyclable.
- Dispose of the exhausted filter unit(s) by local ordinances or regulations.
- The battery should be removed from the machine before disposal.

Limited 2-year guarantee

Terms and conditions of the Dyson 2-year limited guarantee are set out below. The name and address details of the Dyson guarantor for your country are set out elsewhere in this document – please refer to the table setting out these details.

What is covered

- The repair or replacement of your Dyson machine (at Dyson's discretion) if it is found to be defective due to faulty materials, workmanship or function within two years of purchase or delivery (if any part is no longer available or out of manufacture, Dyson

will replace it with a functional replacement part).

- Where this machine is sold outside of the EU, this guarantee will only be valid if the machine is used in the country in which it was sold.
- Where this machine is sold within the EU, this guarantee will only be valid (i) if the machine is used in the country in which it was sold or (ii)

If the machine is used in Austria, Belgium, Denmark, Finland, France, Germany, Ireland, Italy, Netherlands, Norway, Poland, Spain, Sweden, Switzerland, or the United Kingdom, and the same model as this machine is sold at the same voltage rating in the relevant country.

What is not covered

- Replacement filter units. The machine's filter units are not covered by the guarantee. Dyson does not guarantee the repair or replacement of a product where a defect is the result of:
 - Damage is caused by not carrying out the recommended machine maintenance.
 - Accidental damage, faults caused by negligent use or care, misuse, neglect, careless operation or handling of the machine, which is not by the Dyson User manual.
 - Use of the machine for anything other than normal domestic household purposes.
 - Use of parts not assembled or installed according to the instructions of Dyson.
 - Use of parts and accessories that are not genuine Dyson components.
 - Faulty installation (except where installed by Dyson).
 - Repairs or alterations carried out by parties other than Dyson or its authorised agents.
 - Blockages – refer to the Dyson User manual for details on how to look for and clear blockages.
 - Normal wear and tear (e.g., fuse, etc.).
 - Reduction in battery discharge time due to battery age or use (where applicable).

If you are in any doubt as to what is covered by your guarantee, please contact the Dyson Helpline.

Summary of cover

- The guarantee becomes effective from the date of purchase (or the date of delivery if this is later).
- You must provide proof of (both the original and any subsequent) delivery/purchase

before any work can be carried out on your Dyson machine. Without this proof, any work carried out will be chargeable. Keep your receipt or delivery note.

- All work will be carried out by Dyson or its authorised agents.
- Any part that arises placed by Dyson will become the property of Dyson.
- The repair or replacement of your Dyson machine under guarantee will not extend the period of guarantee unless this is required by local law in the country of purchase.
- The guarantee provides benefits which are additional to and do not affect your statutory rights as a consumer and will apply whether you purchased your product directly from Dyson or a third party.

Important data protection information

When registering your Dyson machine:

- You will need to provide us with basic contact information to register your machine and enable us to support your guarantee.
- When you register, you will have the opportunity to choose whether you would like to receive communications from us. If you opt in to communications from Dyson, we will send you details of special offers and news of our latest innovations.
- We never sell your information to third parties and only use information that you share with us as defined by our privacy policies, which are available on our website at [privacy.dyson.com](https://www.dyson.com/privacy).

CONTACT

Names and address details for Dyson's product guarantee

Country	Guarantor name	Guarantor address
Austria	Dyson Austria GmbH	Rothschildplatz 3 6.OG 1020 Wien, Austria
Belgium	Dyson B.V.	Fred. Roeskestraat 109 1076 EE Amsterdam Netherlands

Denmark	Dyson Denmark ApS	c/o Mazanti-Andersen vKorso J ensen Amaliegade 10 1256 Kob enhavn K Denmark
Finland	Dyson Finland Oy	Dyson Finland OY C/O KPMG Oy Ab PL 1037 00101 Helsinki Finland
France	Dyson SAS	9 Villa Pierre Ginier 75018 PARI S, France
Germany	Dyson GmbH	Lichtstraße 43e 50825 Cologne Germany
Ireland	Dyson Ireland Limited	Unit 2, Building 4 Vantage Centr al Park Leopardstown Dublin 18 Ireland
Italy	Dyson S.r.l.	Milano (MI) Piazza gae Aulenti 4 Cap 20154 Milan
Netherlands	Dyson B.V.	Fred. Roeskestraat 109 1076 E E Amsterdam Netherlands
Norway	Dyson Norway AS	c/o KPMG Law Advokatfirma A S Sorkedalsveien 6 0369 Oslo Norway
Poland	Dyson Sp.zoo	Aleja Jana Pawla II 22 Street 00 -133 Warszawa Poland

Spain	Dyson Spain S.L.	Paseo de Recoletos, 37. 3rd Pl anta. 28004. Madrid
Sweden	Dyson Sweden AB	Kungsträdgårdsgatan 10 111 4 7 Stockholm Sweden
Switzerland	Dyson SA	Hardturmstrasse 253 8005 Zuri ch Switzerland
United Kingdom	Dyson Limited	Tetbury Hill, Malmesbury, Wilts hire SN16 0RP
Turkey	Dyson Turkey Elektrikli Ürün ler Ticaret Limited Şirketi	İçerenköy Mahallesi Umut Soka k No.10-12 Quick Tower Ataşehir İstanbul 34752, Turkey

Frequently Asked Questions (FAQ)

- **Can I use the appliance outdoors?**

No, the appliance is for indoor use only. Avoid using it on wet surfaces.


- **What should I do if I suspect batteries have been swallowed?**

Seek immediate medical attention if you suspect batteries have been swallowed or placed inside any part of the body.

- **How should I carry the appliance?**


Always carry the appliance from the base and avoid holding it from the amplifier ring.


Documents / Resources

	<p>dyson TP7A Purifier Cool Auto React Purifying Fan [pdf] Instructions</p> <p>TP7A, TP9A, TP7A Purifier Cool Auto React Purifying Fan, TP7A, Purifier Cool Auto React Purifying Fan, Cool Auto React Purifying Fan, Auto React Purifying Fan, React Purifying Fan, Purifying Fan, Fan</p>
--	--

References

-  [privacy.dyson.com](#)
-  [Official Dyson® Website | Shop Dyson.com for Exclusive Savings](#)
- [User Manual](#)

 dyson

 Auto React Purifying Fan, Cool Auto React Purifying Fan, dyson, fan, Purifier Cool Auto React Purifying Fan, Purifying Fan, React Purifying Fan, TP7A, TP7A Purifier Cool Auto React Purifying Fan, TP9A

—Previous Post

[dyson De-NOx Purifier Cool PC2 User Manual](#)

Leave a comment

Your email address will not be published. Required fields are marked *

Comment *

Name

Email

Website

☐ Save my name, email, and website in this browser for the next time I comment.

Post Comment

Search:

e.g. whirlpool wrf535swhz

Search

[Manuals+](#) | [Upload](#) | [Deep Search](#) | [Privacy Policy](#) | [@manuals.plus](#) | [YouTube](#)

This website is an independent publication and is neither affiliated with nor endorsed by any of the trademark owners. The "Bluetooth®" word mark and logos are registered trademarks owned by Bluetooth SIG, Inc. The "Wi-Fi®" word mark and logos are registered trademarks owned by the Wi-Fi Alliance. Any use of these marks on this website does not imply any affiliation with or endorsement.