




DYNAVIN DVN UFT02 CAN-Bus Adapter Installation Guide

[Home](#) » [DYNAVIN](#) » DYNAVIN DVN UFT02 CAN-Bus Adapter Installation Guide 



Contents

- [1 DVN UFT02 Installation Guide](#)
- [2 CAN-bus adapter DVN UFT02](#)
- [3 Scope of delivery](#)
- [4 For use in Citroen / Fiat depending on the original radio](#)
- [5 For use in Fiat with DCX without OBD box](#)
- [6 For use in Fiat with DCX with OBD box](#)
- [7 Documents / Resources](#)
 - [7.1 References](#)
- [8 Related Posts](#)

**DVN UFT02
Installation Guide**




CAN-bus adapter DVN UFT02

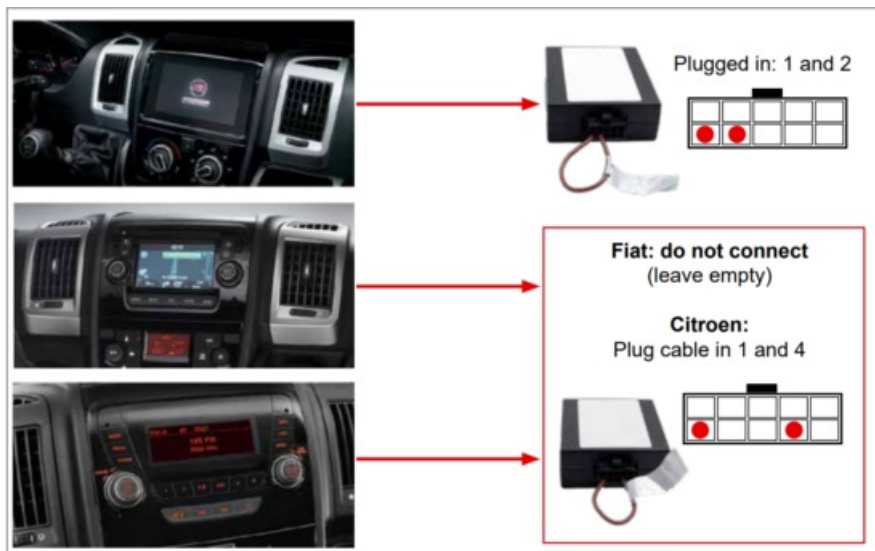
CAN-bus adapter for remote control of the most important functions of a Dynavin radio via steering wheel buttons, if present in the vehicle.

- Supports multifunction steering wheel
- Synchronisation of time
- Synchronisation of language menu
- For Fiat Ducato 2014-today
- For vehicles that were delivered from the factory with the Fiat radio from the factory
- Infotainment steering wheel adapter
- Control via the steering wheel buttons


Scope of delivery



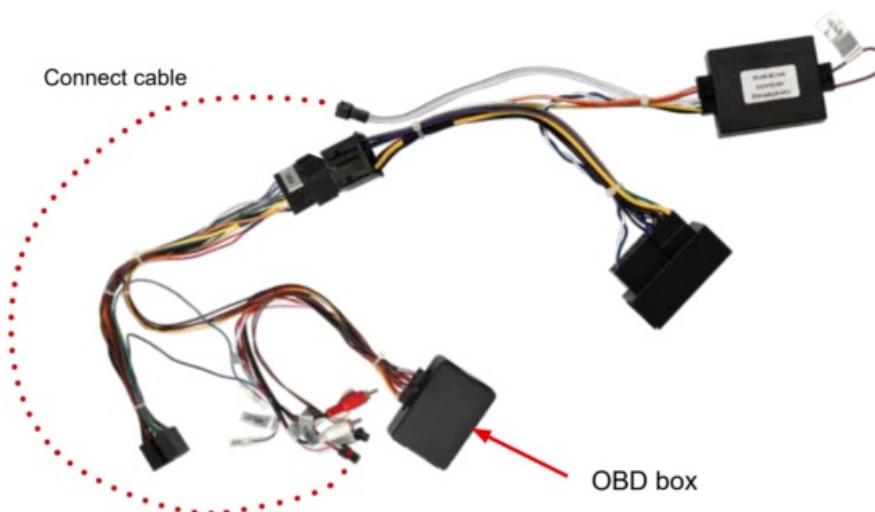
For use in Citroen / Fiat depending on the original radio



For use in Fiat with DCX without OBD box



For use in Fiat with DCX with OBD box



Dynavin GmbH
Siemensstr. 7
76316 Malsch
Germany
E-Mail: info@dynavin.de


© 2021 Dynavin GmbH
All rights reserved.
Reprinting and reproduction, even in part, is prohibited.

The characteristics of the products are correct at the time of creation of the printed product.
The colour of the products may vary.
We accept no liability for any typesetting errors.
Check with your dealer whether the actual specifications meet your requirements.
We reserve the right to make changes.

DVN UFT02 Installation Guide

Rev. 2.0

Documents / Resources

	<p>DYNABIN DVN UFT02 CAN-Bus Adapter [pdf] Installation Guide DVN UFT02, CAN-Bus Adapter</p>
--	---

References

- [Dynavin: Das smarte Multimediasystem \(Autoradio mit Navi\)](#)