



DYNALINK A3087C 18Gbps 3 Way HDMI Switcher User Manual

[Home](#) » [DynaLink](#) » DYNALINK A3087C 18Gbps 3 Way HDMI Switcher User Manual 



Contents

1 A 3087C

1.1 18Gbps 3 Way HDMI Switcher

1.2 Operating Instructions

1.2.1 Features

1.2.2 Package Contents

1.2.3 Overview

1.2.4 Specifications

1.2.5 Switcher Diagram

1.2.6 Remote Control Diagram

2 Documents / Resources

3 Related Posts

A 3087C

18Gbps 3 Way HDMI Switcher

Operating Instructions



Features

- Support 18Gbps video bandwidth
- HDR, HDR10, Dolby Vision and HLG are supported
- Support video resolution up to 4K@50/60Hz YCbCr 4:4:4
- Support 3D video format
- Low power consumption
- Support IR remote control and panel button control
- Compact design for easy and flexible installation

Package Contents

1× HDMI 3×1 Switcher
1× IR Receiver Cable
1× 5V USB Power Cable
1× Remote Control
1× User Manual

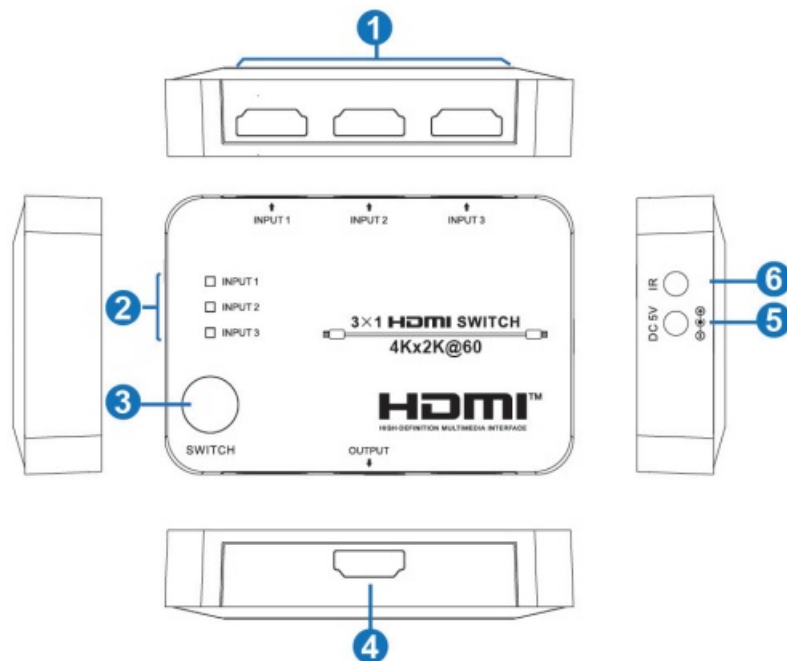
Overview

This 18Gbps 3 way HDMI Switcher can switch up to 3 HDMI sources to 1 HDMI display. Supported video resolution is up to 4K@50/60Hz YCbCr 4:4:4. The product supports HDR, HDR10, Dolby Vision and HLG. It supports 3D video formats. It can be controlled by the panel button and IR remote control.

Specifications

Technical	
HDCP Compliance	HDCP 2.2/1.x
Video Bandwidth	18Gbps
Video Resolution	Up to 4k@60Hz
Color Depth	8-bit (4K60Hz
Color Space	RGB, YCbCr 4:4:4 / 4:2:2. YUV 4:4:4
HDMI Audio Formats	PCM2.0/5.1/7.1CH, Dolby 5.1, DTS 5.1, Dolby True HD, DTS-HD Master Audio
ESD Protection	Human body model—±8kV (Air-gap discharge) & ±4kV (Contact discharge)
Connection	
Input Ports	3×HDMI Type A (19-pin female) 1×IR IN [3.5mm Stereo Mini-jack]
Output Ports	1×HDMI Type A (19-pin female)
Mechanical	
Housing	Plastic Enclosure
Silkscreen Colour	Black
Dimensions (W) × (D) × (H)	87 × 59.5 × 19mm
Weight	60g
Power Supply	Input: 5V/1A
Power Consumption	1.5W
Operation Temperature	0°C ~ 40°C
Storage Temperature	-20°C ~ 60°C
Relative Humidity	20~90% RH (non-condensing)

Switcher Diagram




1. HDMI INPUT (1/2/3): Connect to HDMI source devices such as DVD player or game console with a HDMI cable.
2. INPUT 1/2/3 LED: The corresponding LED will illuminate when the HDMI input port connects an active source device.
3. SWITCH button: Press this button to switch HDMI source signal for the HDMI OUTPUT
4. HDMI OUTPUT: Connect to one HDMI display device such as HDTV or Monitor with an HDMI cable.
5. 5V DC: 5V DC power input interface.
6. IR IN: Connect IR Receiver cable to receive the remote control signal.

Remote Control Diagram



IN1/IN2/IN3: Press IN1/IN2/IN3 button to switch HDMI source signal to output display, and the corresponding LED will illuminate.

 : Press this button to cyclically select input source to output display.

Dynalink Distributors warrants this product for one year from date of purchase from resellers to the consumer. If this item is part of an installation or another product, please contact the installer or supplier for your warranty.

During the warranty period, we undertake to repair or replace your product at no charge if found to be defective

due to a manufacturing fault. The warranty excludes damage by misuse or incorrect installation (i.e. failure to install and operate device according to specifications in the supplied instruction manual), neglect, shipping accident, or no fault found, nor by use in a way or manner not intended by the supplier.


For repair or service please contact your **PLACE OF PURCHASE.**

Note: Under no circumstances should you attempt to repair the device yourself or via a nonauthorised Dynalink service centre, as this will invalidate the warranty!

Our goods come with guarantees that cannot be excluded under the Australian Consumer Law. You are entitled to a replacement or refund for a major failure and for compensation for any other reasonably foreseeable loss or damage. You are also entitled to have the goods repaired or replaced if the goods fail to be of acceptable quality and the failure does not amount to a major failure.

Revision 16/10/2020

Documents / Resources

<div data-bbox="135 824 207 831">DYNALINK</div> <div data-bbox="244 824 279 831">A 3087C</div> <div data-bbox="154 851 256 855">18Gbps 3 Way HDMI Switcher</div> <div data-bbox="154 860 256 866">Operating Instructions</div> <div data-bbox="154 882 256 943">  </div> <div data-bbox="145 960 175 965">Features</div> <div data-bbox="145 969 207 1023"> <ul style="list-style-type: none"> Support 18Gbps 3-way HDMI 100% HDMI 2.0b, 4K@60Hz Support the original HDMI cable Supports HDCP 2.2 Supports 3D Support 3D audio Support 3D video Supports 3D audio Supports 3D video </div> <div data-bbox="218 960 261 965">Package Contents</div> <div data-bbox="218 969 261 1023"> <ul style="list-style-type: none"> 1x HDMI Switcher 1x HDMI Cable 1x HDMI Cable 1x HDMI Cable 1x HDMI Cable 1x HDMI Cable 1x HDMI Cable 1x HDMI Cable 1x HDMI Cable </div>	<div data-bbox="317 882 1181 904"> DYNALINK A3087C 18Gbps 3 Way HDMI Switcher [pdf] User Manual </div> <div data-bbox="317 913 1455 974"> A3087C 18Gbps 3 Way HDMI Switcher, A3087C, 18Gbps 3 Way HDMI Switcher, 3 Way HDMI Switcher, Switcher </div>
--	---