



# Dwyer L6EPB-B-S-3-O FLOTECT Liquid Level Switch Installation Guide

[Home](#) » [Dwyer](#) » Dwyer L6EPB-B-S-3-O FLOTECT Liquid Level Switch Installation Guide 

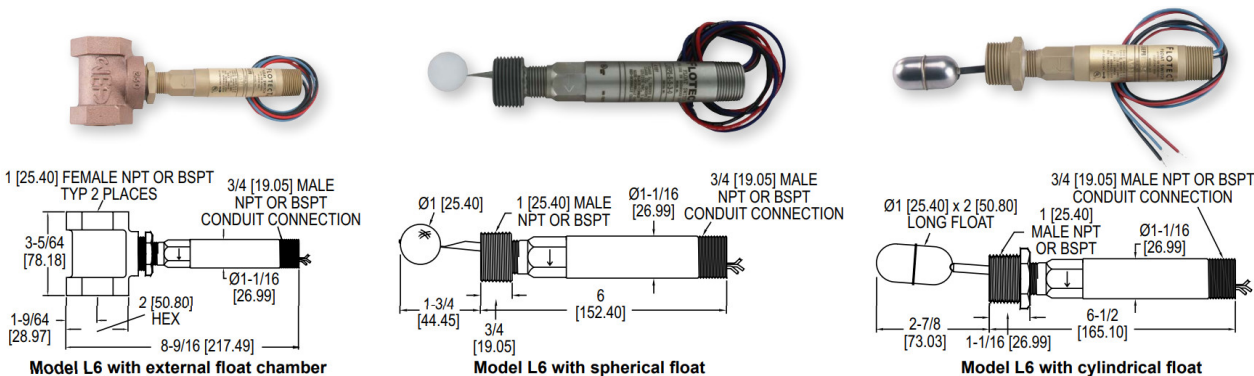


**FLOTECT® LIQUID LEVEL SWITCHES**  
Easy In-wall or External Installation, Up to  
2000 psig (138 bar), Compact Size  
**SERIES L6**

### Contents

- [1 L6EPB-B-S-3-O FLOTECT Liquid Level Switch](#)
- [2 BENEFITS/FEATURES](#)
- [3 SPECIFICATIONS](#)
- [4 Documents / Resources](#)
  - [4.1 References](#)
- [5 Related Posts](#)

## L6EPB-B-S-3-O FLOTECT Liquid Level Switch





The Series L6 Flotect® Liquid Level Switches are rugged and reliable float switches which operates automatically to indicate tank level. It is offered with a 303 SS or brass body with spherical or cylindrical float options.

**BENEFITS/FEATURES**

- Trouble-free service due to compact design
- Simple and dependable operation with no mechanical linkage
- Leak-proof lower body machined from bar stock
- Flexible application use with side wall or direct tee mounting options available to act as an external float chamber
- Ideal for demanding outdoor applications with weatherproof and explosion-proof body
- Save on maintenance costs with electrical assembly that can be easily replaced without removing the unit from the installation so that the process does not have to be shut down
- High accuracy with sensitivity to level changes of less than 1/2" (12 mm)

**APPLICATIONS**

- Direct pump control for maintaining level
- Automatic tank dump operations
- Level control
- Valve control
- Level alarm in sumps, scrubber systems, hydro-pneumatic tanks, boilers, and water/wastewater treatment processes

**OPTIONS**

To order add suffix:	Description
-AT	ATEX compliant construction includes, weatherproof and explosion-proof, junction box
-CSA	CSA and UL approved construction, includes weatherproof and explosion-proof junction box
-IEC	IECEX certified construction, weatherproof and explosionproof, junction box
-MT	High temperature rated 400°F (204°C) (see electrical rating in specifications, no listings or approvals, only available on
-MV	models with stainless steel floats) Gold plated contacts for dry circuits (see electrical rating in specifications)

**Note:** M25 is not available with the CSA housing.

**DPDT Contacts**

**Note:** To order, change seventh character in model number to "D".

**Example:** L6EPB-B-D-3-O

Options Not Shown: 1-1/2" and 2" (38.10 and 50.80 mm) male NPT or 1-1/2" and 2" (38.10 and 50.80 mm) male BSPT process connection, 2" female NPT or 2" female BSPT.

**SPECIFICATIONS**



**Service:** Liquids compatible with wetted materials.

**Wetted Materials:** Float: Solid polypropylene or 304 SS; Lower body: Brass or 303 SS; Magnet: Ceramic; External float chamber (tee): Matches lower body choice of brass or 303 SS; Other: Lever arm, spring, pin, etc.: 301 SS.

**Temperature Limit:** -4 to 220°F (-20 to 105°C) Standard, MT high temperature option 400°F (205°C)(MT not UL, CSA, ATEX, IECEx and KC). ATEX compliant AT, IECEx IEC and KC option ambient temperature -4 to 167°F (-20 to 75°C) process temperature: -4 to 220°F (-20 to 105°C).

**Pressure Limits:** See model chart.

**Enclosure Rating:** Weatherproof and explosion-proof. Listed with UL and CSA for Class I, Groups A, B, C and D; Class II, Groups E, F, and G. (Group A on SS body models only).

ATEX  2813  II 2 G Ex db IIC T6 Gb Process Temp≤75°C.

EU-Type Certificate No.: KEMA 04ATEX2128.

ATEX Standards: EN 60079-0:2012+A11:2013; EN 60079-1:2014.

IECEx Certified: For Ex d IIC T6 Gb Process Temp≤ 75°C.

IECEx Certificate of Conformity: IECEx DEK II.0039.

IECEx Standards: IEC 60079-0:2011; IEC 60079-1:2014.

Korean Certified (KC) for Ex db IIC T6 Gb Process Temp≤75°C.

KTL Certificate Number: 12-KB4BO-0091.

**Switch Type:** SPDT snap switch standard, DPDT snap switch optional.

**Electrical Rating:** UL models: 5 A @ 125/250 VAC (V~). CSA, ATEX and IECEx models: 5 A @ 125/250 VAC (V~); 5 A res., 3 A ind. @ 30 VDC (V ). MV option: .1 A @ 125 VAC (V~). MT option: 5 A @125/250 VAC (V~). [MT option not UL, CSA, ATEX or IECEx].

**Electrical Connections:** UL models: 12-KB4BO-0091 18 AWG, 18" (457.20 mm) long. ATEX/CSA/IECEx models: Terminal block.

**Upper Body:** Brass or 303 SS.

**Conduit Connection:** 3/4" (19.05 mm) male NPT standard, 3/4" (19.05) female NPT or M25 with BSPT option on junction box models.

**Process Connection:** 1" (25.40 mm) male NPT or 1" (25.40 mm) male BSPT on models without external float chamber, 1" (25.40 mm) female NPT or 1" (25.40 mm) female BSPT on models with external float chamber.

**Mounting Orientation:** Horizontal with index arrow pointing down.

**Specific Gravity:** See chart.

**Weight:** Approximately 1 lb (.5 kg) without external float chamber, 1.75 lb (.8 kg) with external float chamber.

**Compliance:** ATEX, CE, CSA, IECEx, KTL, UL.

## MODEL CHART

Model	Body	Installation	Float Material	Process Connection	Max. Pressure p sig (bar)	Min. S.G.
L6EPB-B-S-3-O	Brass					
L6EPB-B-S-3-A	Brass	Side wall mounting	Polypropylene spherical			
L6EPB-B-S-3-C	Brass	Side wall mounting	304 SS cylindrical		1000 (69)	0.9
L6EPB-B-S-3-B	Brass	Brass external float chamber (tee)	304 SS spherical	NPT	200 (13.8)	0.5
L6EPB-B-S-3-H	Brass	Brass external float chamber (tee)	Polypropylene spherical	NPT	350 (24.1)	0.7
L6EPS-S-S-3-O	303 SS	Side wall mounting	Polypropylene spherical	NPT	250 (17.2)	0.9
L6EPS-S-S-3-A	303 SS	Side wall mounting	304 SS cylindrical	NPT	250 (17.2)	0.7
L6EPS-S-S-3-C	303 SS	304 SS external float chamber (tee)	304 SS spherical	NPT	2000 (138)	0.9
L6EPS-S-S-3-S	303 SS	304 SS external float chamber (tee)	Polypropylene spherical		350 (24.1)	0.7
L6EPS-S-S-3-L	303 SS		304 SS spherical			

**USA:** California Proposition 65

**⚠ WARNING:** This product can expose you to chemicals including Lead, which is known to the State of California to cause cancer and birth defects or other reproductive harm. For more information go to [www.P65Warnings.ca.gov](http://www.P65Warnings.ca.gov).

DWYER INSTRUMENTS, LLC

[dwyer-inst.com](http://dwyer-inst.com)



## Documents / Resources

	<p><a href="#">Dwyer L6EPB-B-S-3-O FLOTECT Liquid Level Switch</a> [pdf] Installation Guide L6EPB-B-S-3-O FLOTECT Liquid Level Switch, L6EPB-B-S-3-O, FLOTECT Liquid Level Switch, Liquid Level Switch, Level Switch</p>
--	--

## References

- [Dwyer Home](#)
- [P65Warnings.ca.gov](http://www.P65Warnings.ca.gov)