



Duolink BH505A Switch Buds User Manual

[Home](#) » [Duolink](#) » Duolink BH505A Switch Buds User Manual 

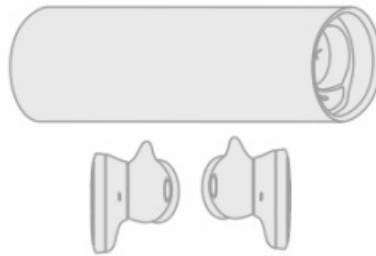


BH505A Switch Buds User Manual

Contents

- [1 In the box](#)
- [2 Turn on/off](#)
- [3 Connect to switchBuds](#)
- [4 Control Earbuds](#)
- [5 In-ear Detection](#)
- [6 Charge](#)
- [7 Light Indicate](#)
- [8 Specifications](#)
- [9 Important Safety Instructions](#)
- [10 Warranty Card](#)
- [11 Documents / Resources](#)
- [12 Related Posts](#)

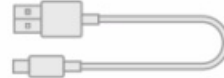
In the box



1. Duolink SwitchBuds



2. Ear Tips (L)



3. Charging Cable



4. Quick Start Guide



5. Card

Turn on/off



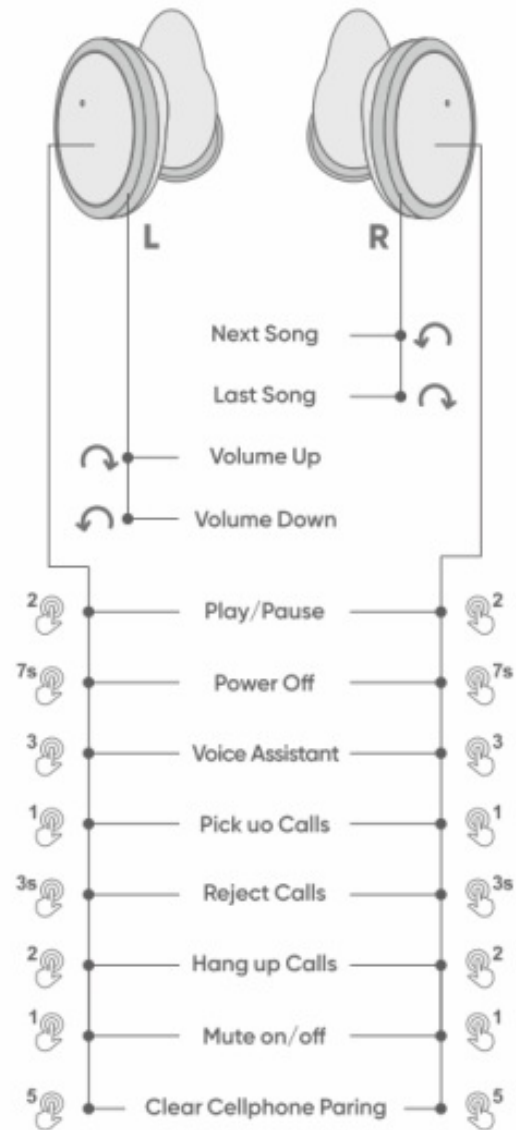
Press it out

Connect to switchBuds

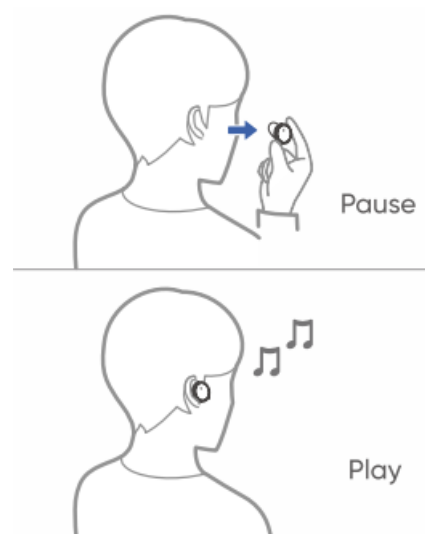


Turn on Bluetooth in setting page on cellphone.
Find out 'SwitchBuds' and start pairing.

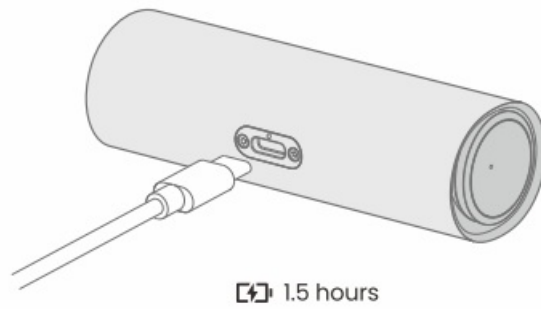
Control Earbuds



In-ear Detection

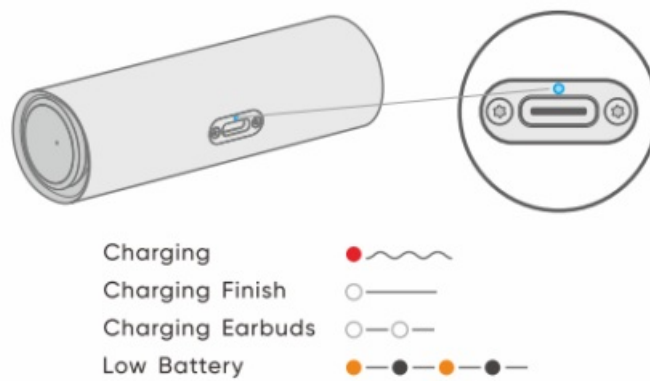
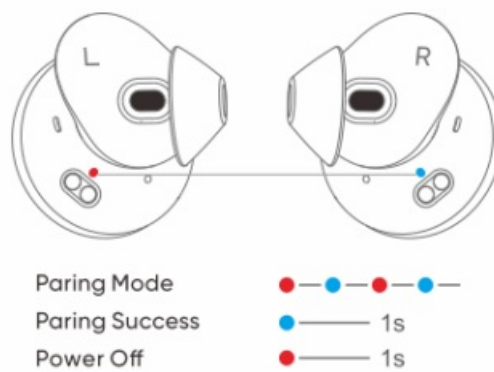


Charge



Put the Earbuds in the charging case and plug in the Type-C cable.
Charge the charging case and Earbuds to full power in 1.5 hours.

Light Indicate



Specifications

Model:	DL-02
Input:	5V --- 1A
Earbuds Battery:	45mAh
Charging Case Battery:	420 mAh
Water Resistance:	IPX4
Frequency Response:	20-20,000Hz
Bluetooth Protocol:	A2DP/HFP/AVRCP

Important Safety Instructions

Important Safety Instructions

1. Read these instructions.
2. Keep these instructions.
3. Heed all warnings.
4. Follow all instructions.
5. Only use attachments/accessories specified by the manufacturer.
6. Unplug this apparatus during lightning storms or when unused for long periods of time.
7. Refer all servicing to qualified personnel. Servicing is required when the apparatus has been damaged in any way, such as power-supply cord or plug is damaged, does not operate normally, or has been dropped.

WARNINGS/CAUTIONS



This product contains magnetic material. Consult your physician on whether this might affect your implantable medical device.

- Do NOT place directly on flame sources, such as lighted candles, on or near the product.
- Do NOT make unauthorized alterations to this product.
- Use this product only with an agency approved power supply that meets local regulatory requirements (e.g., UL, CSA, VDE, CCC).
- Do not expose products containing batteries to excessive heat (e.g. from storage in direct sunlight, fire, or the like).

CORRECT DISPOSAL OF THIS PRODUCT

(Waste Electrical & Electronic Equipment)



■ This marking shown on the product or its literature indicates that it should not be disposed of with other household wastes at the end of its working life.

To prevent possible harm to the environment or human health from uncontrolled waste disposal, please separate this from other types of waste and recycle it responsibly to promote the sustainable reuse of material resources. Household users should contact either the retailer where they purchased this product, or their local government office, for details of where and how they can take this item for environmentally safe recycling.

Business users should contact their suppliers and check the terms and conditions of the purchase contract. This product should not be mixed with other commercial wastes for disposal.

FCC STATEMENT

Any changes or modifications not expressly approved by the party responsible for compliance could void the user's authority to operate the equipment. This device complies with part 15 of the FCC rules.

Operation is subject to the following two conditions:

(1) This device may not cause harmful interference, and (2) this device must accept any interference received, including interference that may cause undesired operation.

FCC Radiation Exposure Statement

This equipment complies with FCC radiation exposure limits set forth for an uncontrolled environment.

Warranty Card

1. Please keep the purchase certificate and warranty card for the warranty.
2. From purchase day to a year(Accessories to a half year), you can rely on the purchase certificate and warranty card to enjoy free maintenance services in normal-used.
3. The scope of warranty is not applicable: \
 - A. Product wears normally used.
 - B. Not following the instructions causes damage.
 - C. Damage caused by man-made or irresistible factors.
4. We will charge the appropriate maintenance fee for the faults caused by man-made, overdue warranty and irresistible factors. Please contact us.

If the above information is changed, the official website announcement shall prevail.



Name: _____
Purchase Place: _____
Purchase Date: _____
Phone Number: _____
E-mail: _____
Zip Code: _____
Mail Address: _____

support@duolinkgo.com
www.duolinkgo.com

Shenzhen Oionhoi Potuoxun Network & Technology Co., Ltd.



Documents / Resources

	Duolink BH505A Switch Buds [pdf] User Manual BH505A-1, BH505A1, 2AOXY-BH505A-1, 2AOXYBH505A1, BH505A, Switch Buds
	Duolink BH505A Switch Buds [pdf] User Manual BH505A, 2AOXY-BH505A, 2AOXYBH505A, BH505A, Switch Buds