



## DualShock PS4 Wireless Controller User Manual

[Home](#) » [DUALSHOCK](#) » DualShock PS4 Wireless Controller User Manual 

# DUALSHOCK®

Wireless Controller for PS4  
User Manual

### Contents

- [1 TURBO and CLEAR](#)
- [2 How to Reset?](#)
- [3 Sleep and Wake up](#)
- [4 Turn on/Turn off](#)
- [5 How to Charge?](#)
- [6 Documents / Resources](#)
- [7 Related Posts](#)

### TURBO and CLEAR

To activate the turbo hold turbo and press the button you want to assign it to, then let go of the turbo, now when you hold the button it will act as if you were repeatedly pressing the button. Generally, a turbo button will switch a button on and off really quickly. Like if you assign turbo to A, it'd have the effect of pressing the button really quickly if you just hold it down.

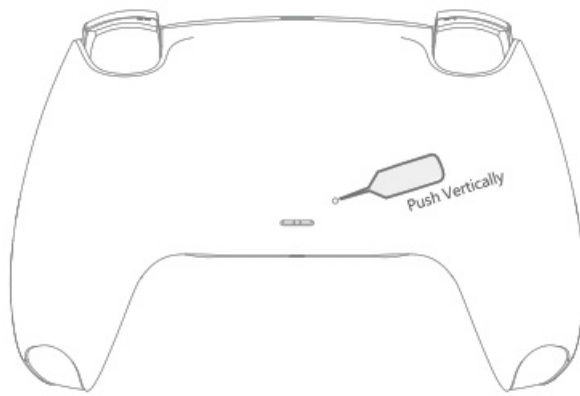
Clear or stops turbo setting: hold the 'turbo' key and press the button that you want to clear.

The turbo function is available for the fire buttons( x,o,c,A,L1,L2,R1,R2)

### How to Reset?

If your controller won't pair, won't respond, or is displaying a flashing light, You'll need to reset the controller. To do that just use a small tool and push the reset button.

The reset button is In the hole Where The back of the controller is.



The back of controller

## Sleep and Wake up

If the Controller fails to connect with the console over 30 seconds in the search state, it will enter the sleep state. In the connected state, there is no button operation for about 10 minutes, the Left/Right Stick does not move greatly, and the handle enters the sleep state; Press the 'HOME' button to turn on your controller, it will reconnect to P4/P5 system automatically.

## Turn on/Turn off

1. Press the 'HOME' button to turn on the controller.
2. Turn off the controller, press the PS button until the lightbar is turned off or log out of the P4 /P5 system.
3. When the controller is in re-connecting status, it will be turned off if it failed to connect over 60 seconds.







## How to Charge?

1. The controller battery charges when you connect the controller to your P4/P5 console with a USB cable. The console must be turned on or in rest mode. The charge level of the battery appears on-screen when you press and hold the PS button. While the system is in rest mode, the light bar slowly blinks orange. When charging is complete, the light bar turns off.
2. The controller can be charged for use for the Charging Station. battery charges when you connect the controller to the Charging Station. a controller can not turn off by itself when connecting to the Charging Station.



3. It takes approximately 3 hours to charge the controller when the battery has no remaining charges.

### Attention


-  Do not use this product near the fire source;
-  Do not put the product in a damp or dusty environment;
-  Do not be exposed to direct sunlight or high temperature;
-  Do not use chemicals such as gasoline or thinner;
-  Do not hit the product or make it fall off due to strong impact;
-  Do not bend or pull the cable components strongly; Do not disassemble, repair or refit.

### Power off/Charge/Low Battery Alarm/Reset

Status	Description
Power off	To turn off the controller, press the HOME button for 5S until the indicators light off.
	When the controller is in re-connecting status, it will be turned off if it failed to connect over 30 seconds
	When the controller is connecting with the console, it will enter into sleep mode when there is no operation over 5 minutes
Charge	When charging in the power-off, the LED Indicators flashes; When the battery is full, The LED indicators turn off;
	When charging in the power-on, the LED indicators flash; When the battery is full, the LED indicators stay blue.
Low Battery Alarm	When the LED indicators continue to flash, it will run out of power soon and needs to be charged.

Customer Service Email: [NiceNewBeeServices@outlooks.com](mailto:NiceNewBeeServices@outlooks.com)

### Documents / Resources

	<p><a href="#">DualShock PS4 Wireless Controller</a> [pdf] User Manual PS4, Wireless Controller, PS4 Wireless Controller, Controller</p>
---	--