



DSPREAD QPOS Mini All In One Device for Payment User Manual

[Home](#) » [DSPREAD](#) » DSPREAD QPOS Mini All In One Device for Payment User Manual 



www.dspread.com

QPOS Mini
Manual

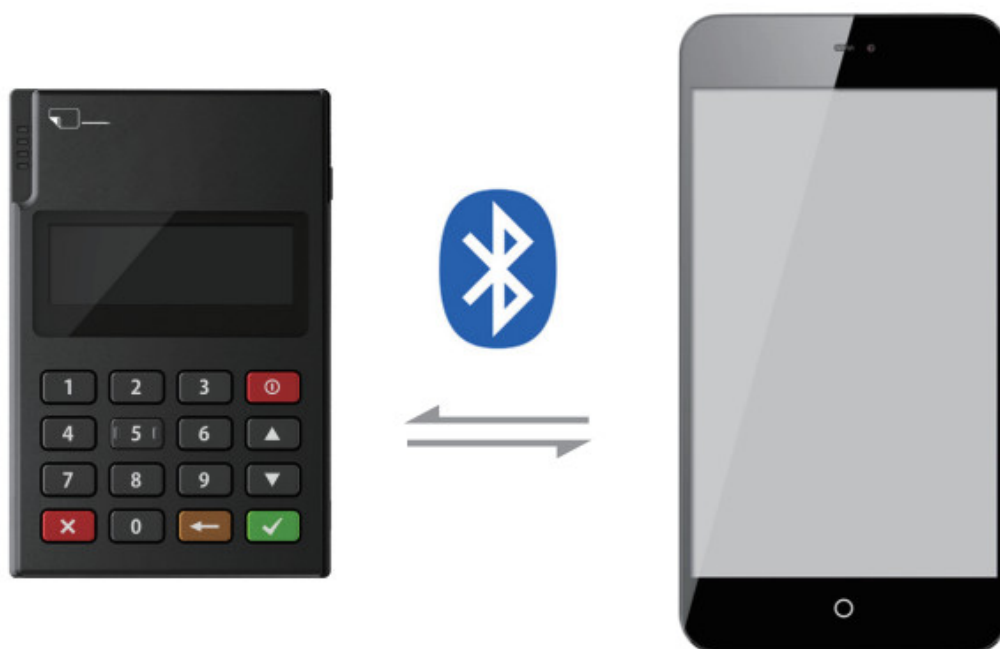
Contents

- [1 Product Details](#)
- [2 Data Connectivity](#)
- [3 Power on/off](#)
- [4 Transaction & Payment](#)
- [5 PIN Entry](#)
- [6 Documents / Resources](#)

Product Details



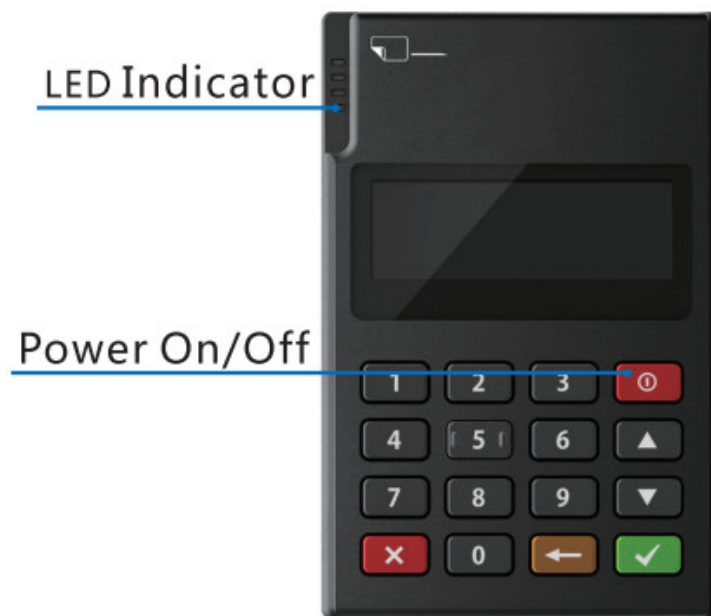
Data Connectivity



QPOS Mini

can be connected seamlessly via Bluetooth to Android or iOS Smartphones & Tablets.

Power on/off

**LED Indicator**

Power indicator will light up

Power On/Off

Press this key for 2 seconds

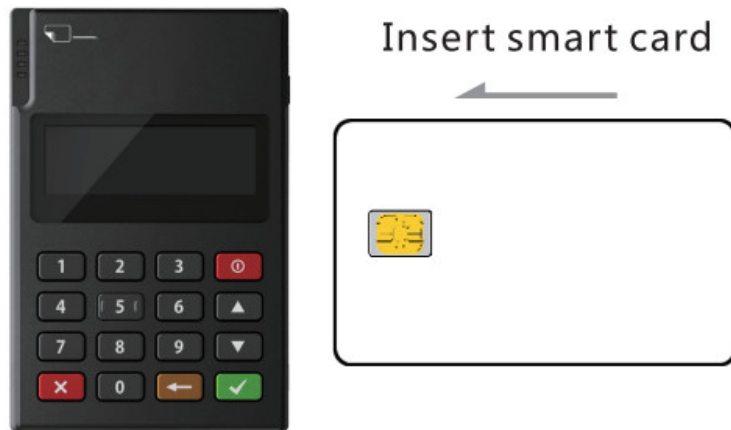
Caution

Risk of explosion if battery is replaced by an incorrect type.

Dispose of used batteries according to the instructions

Transaction & Payment

Swipe magnetic stripe card



PIN Entry

**Cancel**

Active procedures can be stopped

Delete

Incorrect entries can be recreated

Confirm

All entries must be confirmed

This device complies with part 15 of the FCC Rules. Operation is subject to the following two conditions: (1) This device may not cause harmful interference, and (2) this device must accept any interference received, including interference that may cause undesired operation.

This equipment has been tested and found to comply with the limits for a Class B digital device, pursuant to part 15 of the FCC Rules. These limits are designed to provide reasonable protection against harmful interference in a residential installation. This equipment generates, uses and can radiate radio frequency energy and, if not installed and used in accordance with the instructions, may cause harmful interference to radio communications. However, there is no guarantee that interference will not occur in a particular installation. If this equipment does cause harmful interference to radio or television reception, which can be determined by turning the equipment off and on, the user is encouraged to try to correct the interference by one or more of the following measures:

- Reorient or relocate the receiving antenna.
- Increase the separation between the equipment and receiver.
- Connect the equipment into an outlet on a circuit different from that to which the receiver is connected.
- Consult the dealer or an experienced radio/ TV technician for help.

Changes or modifications not expressly approved by the manufacturer could void the user's authority to operate the equipment.

This device complies with FCC RF radiation exposure limits set forth for an uncontrolled environment.

The antenna(s) used for this transmitter must not be co-located or operating in conjunction with any other antenna or transmitter and must be installed to provide a separation distance of at least 0cm from all persons. after evaluation, because the power is low, it can be exempted from the SAR test and meet the requirements of the FCC.




Web:www.dspreload.com

Email:reception@dspreload.com

Tel: +86-10-84493638

Documents / Resources



[DSPREAD QPOS Mini All In One Device for Payment](#) [pdf] User Manual
2AGQ6-MINIIN, 2AGQ6MINIIN, QPOS Mini All In One Device for Payment, QPOS Mini, All In One Device for Payment, QPOS Mini All In One Device, All In One Device

[Manuals+.](#)