



DSPREAD D60 Smart POS User Guide

[Home](#) » [DSPREAD](#) » DSPREAD D60 Smart POS User Guide 

DSPREAD

D60 Smart POS
QUICK GUIDE

Contents

- [1 D60 Smart POS](#)
- [2 Code scanning](#)
- [3 Device layout](#)
- [4 Welcome to D60](#)
- [5 How to take care of your reader](#)
- [6 Documents / Resources](#)
 - [6.1 References](#)

D60 Smart POS



We recommend you read this guide to use your reader correctly and to make the most of it.

Code scanning

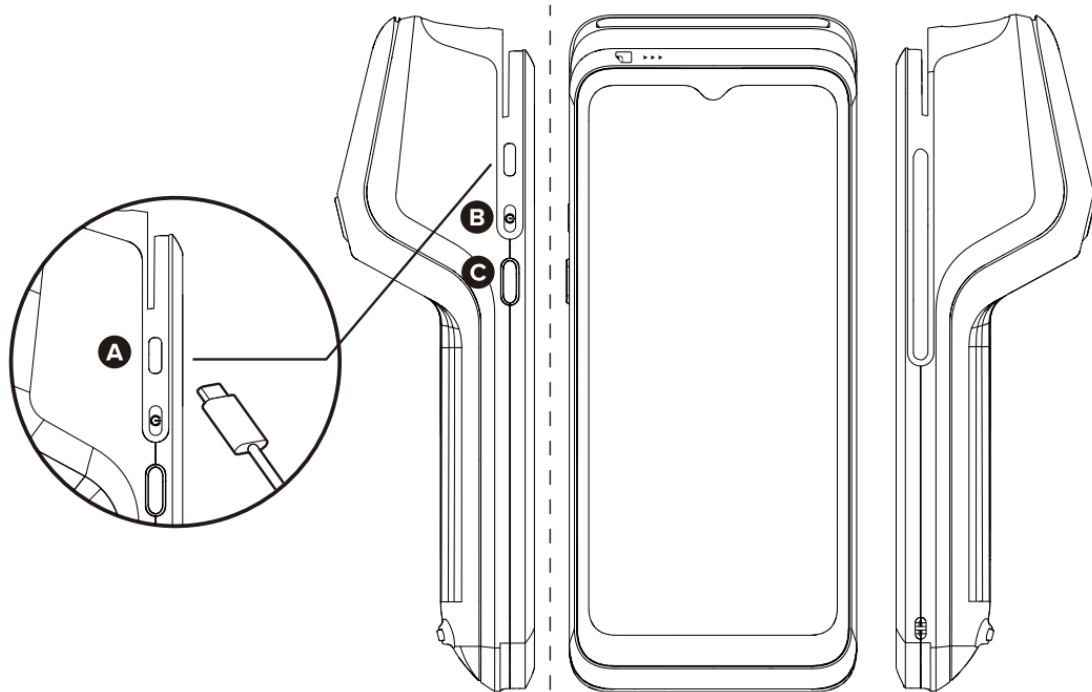
Your device supports to scan bar code and QR code.



1. Launch the app
2. Put the QR code/ bar code into the box. Your device will read the information automatically.

Welcome to D60

- A** Charger input
- B** Turn on and turn off
- C** Sweep Code Button



Electrical characteristics:

Power supply:5V=2A

Input:100-240V 50/60Hz0.3A

Output:5.0 V=2000 mA

FCC Regulatory Compliance

Changes or modifications not expressly approved by the party responsible for compliance could void the user's authority to operate the equipment. This equipment has been tested and found to comply with the limits for a Class B digital device, pursuant to Part 15 of the FCC reasonable protection against harmful interference in a residential installation. This equipment generates, uses and can radiate radio frequency energy and, if not installed and used in accordance with the instructions, may cause harmful interference to radio communications. However, there is no guarantee that interference will not occur in a particular installation.

If this equipment does cause harmful interference to radio or television reception, which cash be determined by turning the equip correct the interference by one or more of the following measures:


- Reorient or relocate the receiving antenna.
- Increase the separation between the equipment and receiver.
- Connect the equipment into an outlet on a circuit different from that to which the receiver is connected.
- Consult the dealer or an experienced radio/TV technician for help.

This device complies with Part 15 of the FCC Rules. Operation is subject to the following bo conditions: (1) This device may not cause harmful interference, and (2) this device must accept any interference received, including interference that may cause undesired acieration. RF Exposure Compliance SAR limit of 1.6W/kg-1g is applied for this product. For close to body operation condition, this device has been tested and meets the FCC RF exposure guidelines, when used with an accessory, the accessory should not contain any metal element and positioned minimum of 5 mm from the body. RF exposure compliance with any accessory that contains metal was not tested and certified, and use of such accessory should be avoided.

Device layout

Package contents

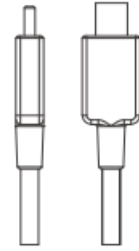
Be sure all items listed here were included with your device.



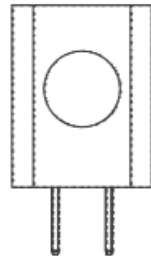
POS Terminal



User Guide

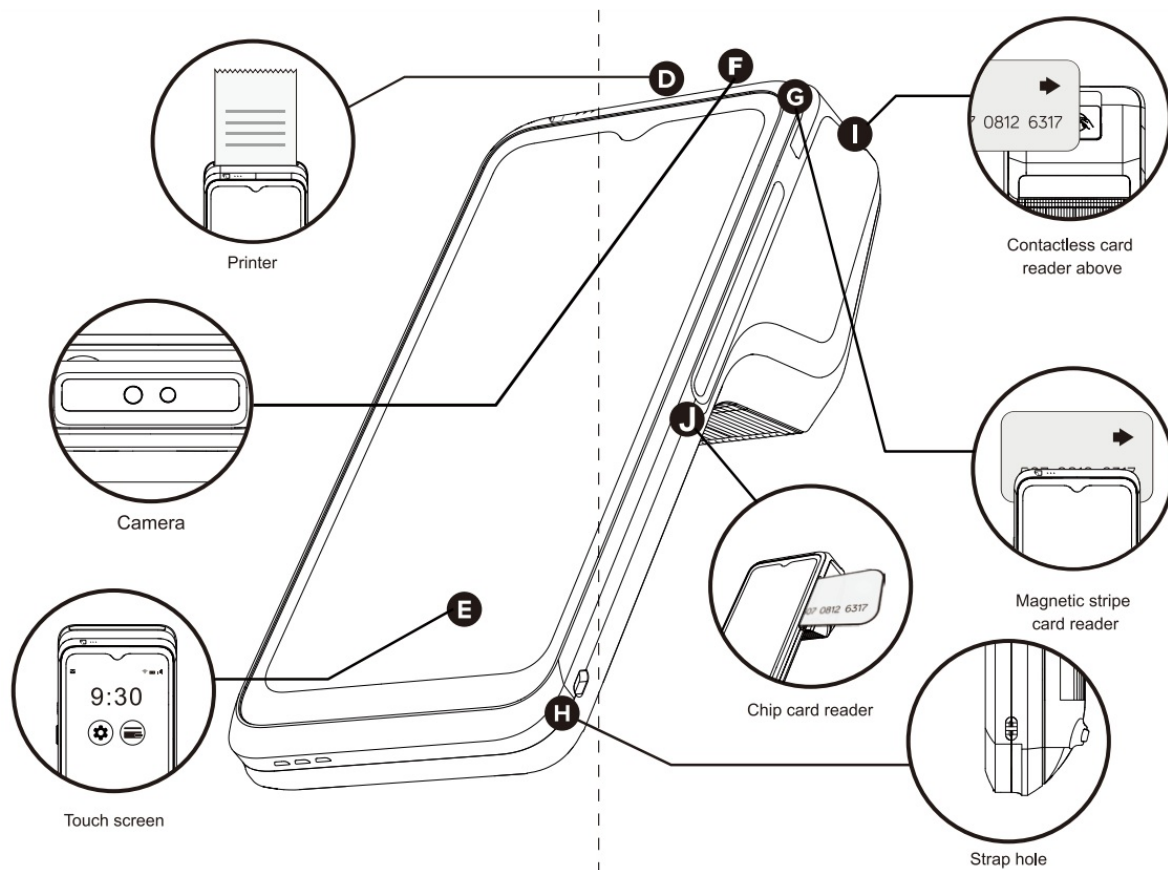


Type C USB Cable



Power Adapter

Welcome to D60



How to take care of your reader


- Keep it in environments with temperatures between -10°C and -45°C.
- Clean it using a dry cloth. Do not use water or other cleaning products.
- Use only the battery charger included with the reader. Do not connect it to a power source of more than 5 volts.
- Avoid contact with microwaves or extreme heat sources such as hair dryers and stoves.
- Do not submerge it in water or place it near sinks, bathrooms or any other damp place.
- Avoid exposing the battery in contact with metallic objects or in places that can generate short circuits or fires.
- Do not use sharp tools to touch or attempt to separate internal components or connectors.
- Do not drop, disarm, tear out, open, crush, bend, warp, drill, shred, paint, incinerate, or insert foreign objects into the reader.
- Do not open it or try to fix it on your own. We can help you in case of malfunction.
- The reader contains small detachable parts and therefore should be kept away from children. If any of the small objects are accidentally swallowed, see a doctor immediately.

Operation of this equipment is subject to the following two conditions:

1. The equipment or device may not cause harmful interference.
2. This equipment or device must accept any interference received, including interference that may cause undesired operation.

DSPREAD

Documents / Resources

	<p>DSPREAD D60 Smart POS [pdf] User Guide D60 Smart POS, D60, Smart POS, POS</p>
---	--

References

- [User Manual](#)