

DS18 Waterproof Bt Remote Controller – Square Owner's Manual

June 1,
2021

[Home](#) » [DS18](#) » **DS18 Waterproof Bt Remote Controller – Square Owner's Manual** 

Contents [[hide](#)]

- [1 DS18 Waterproof Bt Remote Controller – Square Owner's Manual](#)
- [2 BTRC-SQ](#)
- [3 FEATURES](#)
- [4 WARNING](#)
- [5 CONTROLS FUNCTION](#)
- [6 FUNCTION DEFINITION](#)
- [7 INSTALLATION](#)
- [8 Overall Length: 3.81" / 97mm Overall Depth: 1.47" / 37.4mm Overall Height: 2.19" / 55.8mm Mounting Hole Size: 1.99"x3.34" / 50.7x85mm](#)
- [9 Read More About This Manual & Download PDF:](#)
- [10 Documents / Resources](#)
 - [10.1 References](#)
- [11 Related Posts](#)

DS18 Waterproof Bt Remote Controller – Square Owner's Manual icon

BTRC-SQ

Congratulations on the purchase of the BTRC-SQ. It has been designed, engineered and manufactured for the highest level of performance and quality.

FEATURES

Waterproof universal BT remote controller.

Inputs & Outputs: USB Port

USB Charging (1A)

Two RCA Line out

AUX Input

General: IPX6

Illuminated Controls

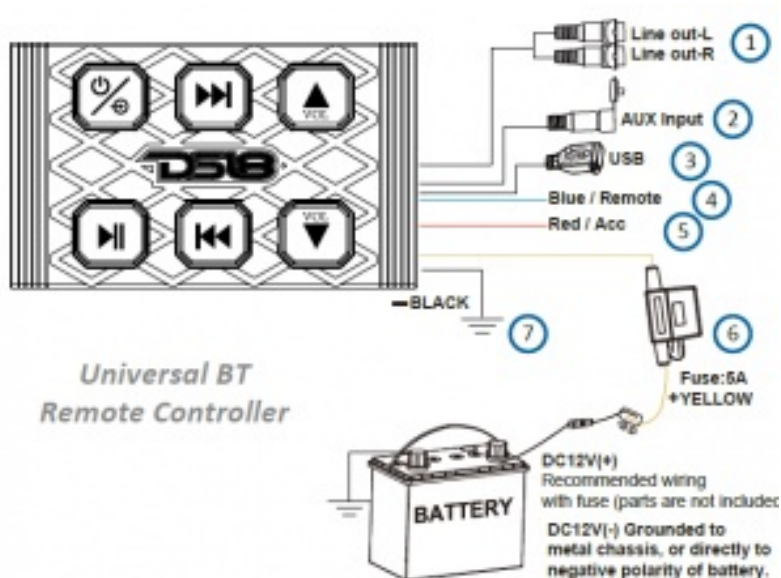
WHAT'S INCLUDED

- BT remote controller
- 3.5mm Stereo wire



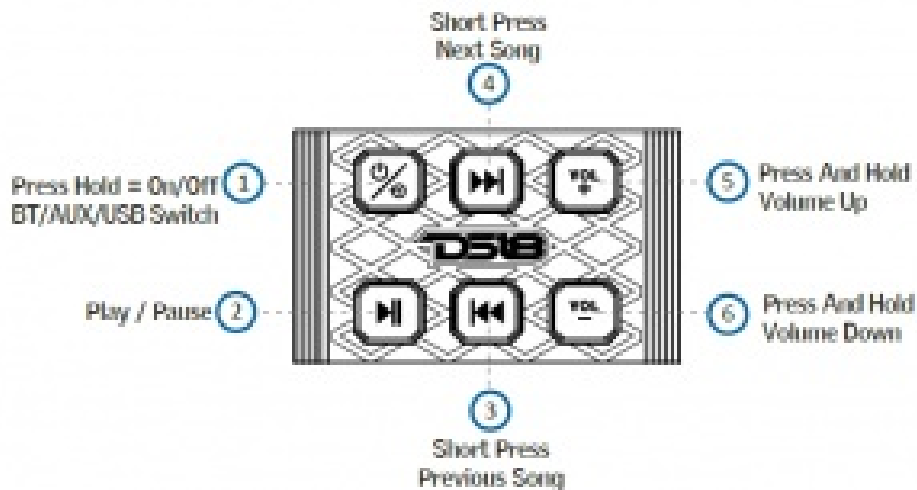
WARNING







While we have designed the mounting system to provide a safe and stable installation, it is important to remember these are objects that will be used in an environment that is extremely bumpy and turbulent. Please consider all possible scenarios where these will be placed and secured.



| NO. | OPERATIONS – CONTROLS |
|-----|---|
| 1 | RCA Pre-Output: Audio Signal to the external amplifier (White: Left Ch, Red: Right Ch) |
| 2 | 3.5mm Jack Audio Input: Analog Audio Auxiliary input using a stereo plug wire |
| 3 | USB Port: Connect a USB Drive up to 32Gb with MP3/WMA Audio files |
| 4 | Blue Wire: Remote Output, connect this to the external amplifier |
| 5 | Red Wire: ACC, connect this to an Accessory switch or a Master Switch , this allows to turn on/off the device to avoid battery from discharging when not in use |
| 6 | Yellow Wire with Fuse Holder: Power +12V, connect directly to the battery source (positive) |
| 7 | Black Wire: Negative/Ground, Connect this directly to the Negative post or chassis ground |






CONTROLS FUNCTION




| NO | CONTROL | FUNCTION |
|----|---|--|
| 1 |  | Long press 3 seconds for Powe on / off Short press for switching BT / Aux in / USB mode |
| 2 |  | Short press for play / pause Long press for LED off / on |
| 3 |  | Short press for previous song |
| 4 |  | Short press for next song |
| 5 |  | Short press to increase volume by one scale Long press to continuously increase volume |
| 6 |  | Short press to decrease volume by one scale Long press to continuously decrease volume |

FUNCTION DEFINITION

| N o | CONTR OL | FUNCTION | REMARK |
|--------|-------------|----------|--------|
|--------|-------------|----------|--------|

| | | | |
|---|---|--|---|
| 1 |  | <p>Press 3 seconds for power on. After turned on the BTRC/SQ, the default red background light is always on.</p> <p>After power on, the red/blue LED flashes alternately, the BT is in searching situation, and the old connected device will be searched synchronously and paired. When the device is searched, only the blue light is on. The blue light flashes quickly during the connection process and is always on after connected.</p> | Each time you switch the sources mode, you must set the volume back to 1/3 of the total volume. |
| 2 |  | <p>When play music in BT / AUX IN / USB mode, short press for play/pause (AUX is mute); the corresponding indicator light flashes during pause, long press to control the background light to turn on and off.</p> | |
| 3 |  | <p>When playing music in BT / AUX IN / USB mode, short press for previous song.</p> | |
| 4 |  | <p>When playing music in BT / AUX IN / USB mode, short press for next song.</p> | |
| 5 |  | <p>When playing music in BT / AUX IN / USB mode, short press to increase volume by one scale; long press to continuously increase volume. There is a beep when the volume is at its maximum, and it will keep beeping if pressing.</p> | |

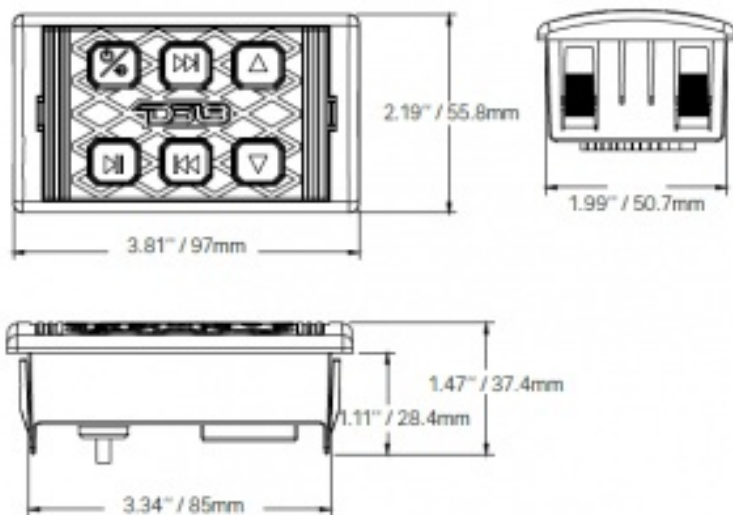
| | | | |
|---|---|---|--|
| 6 |  | When playing music in BT / AUX IN / USB mode, short press to decrease volume by one scale; long press to continuously decrease volume. | |
| 7 | BT Connecti on | When BT is connected, the blue light will always be on, and the volume synchronized with the phone. BT device name: "DS18-BTRC" | |
| 8 | Auto connect function | BT will be disconnected if exceed the receiving range. The red background light flashes quickly when BT is in searching situation, and waiting for connection. When the device returns to the range, it will be automatically reconnected, the blue background light is always on. Press play to continue play music and volume is the same as earlier disconnection. While the device is not in range, other devices can connect to BT. | |

INSTALLATION

SEAMLESS FLUSH MOUNT MEASUREMENTS:

Overall Length: 3.81" / 97mm
Overall Depth: 1.47" / 37.4mm
Overall Height: 2.19" / 55.8mm
Mounting Hole Size: 1.99"x3.34" / 50.7x85mm

diagram



SPECIFICATIONS


| | |
|-------------------------|--------------------------------|
| Frequency response: | 20Hz-20Khz |
| Signal to noise ratio: | $\geq 80\text{dB}$ |
| T.H.D: | $\leq 0.1\%$ |
| Channel Separation: | $\geq 60\text{dB}$ |
| Power: | DC 12V-14.4V |
| BT Wireless: | Ver. 5.0 |
| RCA Line Out (Pre-Amp): | Ver. 5.0 |
| Aux Line Input: | 1 Pair (Left & Right) 2.5Volts |
| Remote Out: | Plug 3.5mm |
| USB Player: | 200mA 4Ft Extension Cord |



FOR MORE INFORMATION PLEASE VISIT DS18.COM

Read More About This Manual & Download PDF:

Documents / Resources



[DS18 Waterproof Bt Remote Controller - Square](#) [pdf] Owner's Manual Waterproof Bt Remote Controller - Square, BTRC-SQ

References

- [Official DS18 Pro Audio Store - Speakers, Subwoofers, Amps & More!](#)

Related Posts



[LAMAX E-Scooter S5000 User Manual](#)

LAMAX E-Scooter S7500 PRODUCT NAME

...



[Eachine TYR069 Racing Drone Quick Start Guide](#)

Eachine TYR069 Racing Drone Quick Start Guide

Package Include 1x integrated frame with 2.0mm plate thickness and 3D...



[Harman Spark HSA-15UA-BR User Manual](#)

Harman Spark HSA-15UA-BR User Manual HARMAN

Spark Model: HSA 15UA BR SKU: AT&T 6466C

Description Harman Spark is...



[JBL Pulse 4 Manual](#)

User Manuals JBL Pulse 4 Quick Start Guide WHAT'S
IN THE BOX ...

📁 BTRC-SQ, DS18, Waterproof Bt Remote Controller -

📁 DS18 Square

—Previous Post

DS18 Nxl-X8tpneo Wakeboard Pod Tower Speakers Specifications

Next Post—

DS18 2-Way Wakeboard Pod Tower Speakers with Integrated RGB Lights Owner's Manual

Leave a comment

Your email address will not be published. Required fields are marked *

Comment *

Name

Email

Website

☐ Save my name, email, and website in this browser for the next time I comment.

Post Comment

Search

Search ...

Search

