

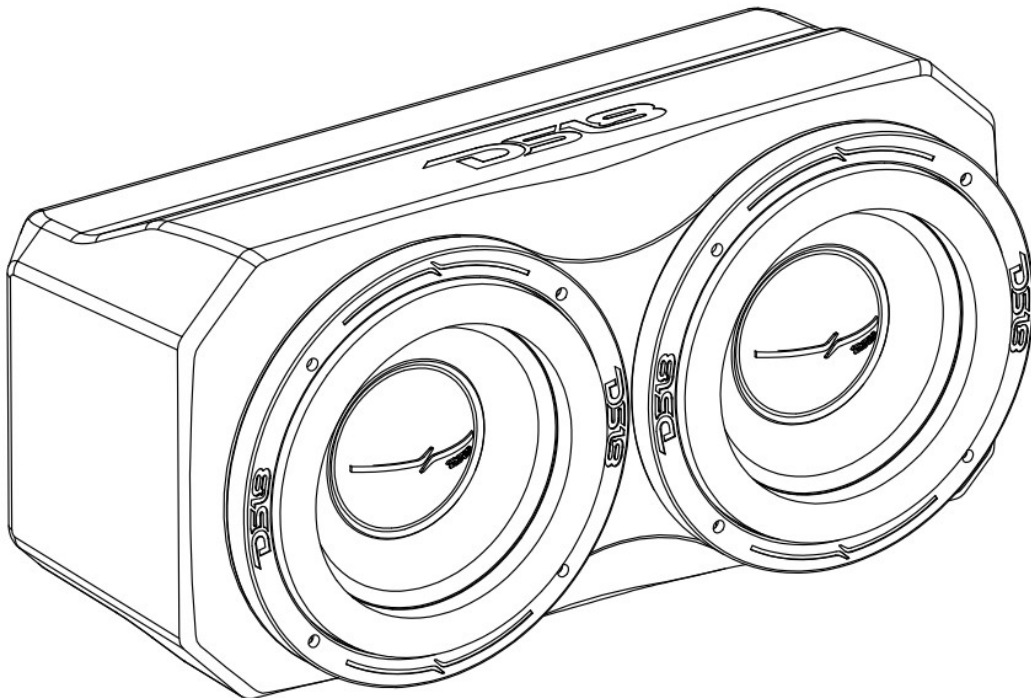


DS18 SLG-UDSD6LD Polaris Slingshot Under Dash Enclosure Owner's Manual

[Home](#) » [DS18](#) » DS18 SLG-UDSD6LD Polaris Slingshot Under Dash Enclosure Owner's Manual 



OWNER'S MANUAL
SLG-UDSD6LD
POLARIS SLINGSHOT UNDER DASH ENCLOSURE
WITH DUAL ZR6.4D SUBWOOFERS INCLUDED





△ ▲ FOR ALL ELEMENTS ≡

Contents

- [1 INTRODUCTION](#)
- [2 FEATURES](#)
- [3 WHAT'S IN THE BOX](#)
- [4 INSTALLATION](#)
- [5 SPECIFICATIONS](#)
- [6 MEASUREMENTS :](#)
- [7 Documents / Resources](#)
- [7.1 References](#)

INTRODUCTION

If you're looking to maximize sound in your Polaris Slingshot, you may consider adding this durable Polyethylene Passenger Side Under Dash 6.5" Subwoofer Enclosure by DS18. This enclosure allows you to mount two 6.5" subwoofers underneath your dash to give you the bass your stereo system deserves without compromising your storage compartments. This enclosure comes with a black textured finish to match the factory's look. Very easy to Install using supplied bolts directly into place and do not interfere with your factory glove box.

FEATURES

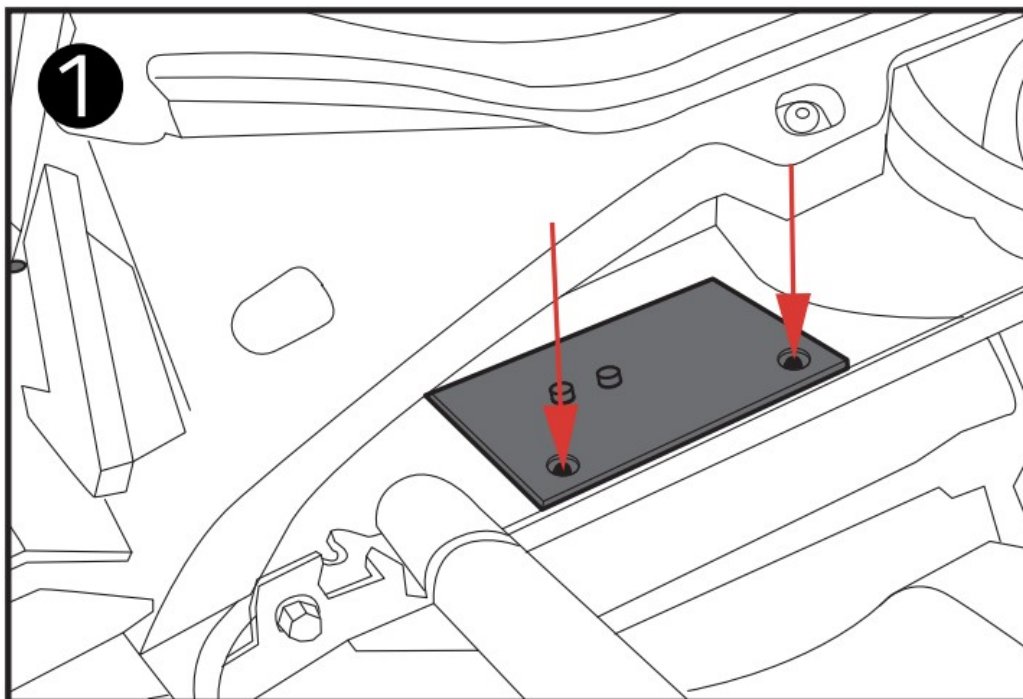
- 600 Watts RMS Power Handling.
- 1200 Watts MAX Power Handling.
- Two 6.5" ZR6.4D Subwoofers Included.
- 1 Ohm Total Load Impedance.
- Easy to install – All Hardware and Wiring Included.
- OFC tinned 12Ga Wiring for More Power Handling and Durability.
- Fits Slingshot Models from 2015 or later
- Coated Metal Bracket for better Resistance to the Elements.
- Durable (PE) Waterproof Enclosure with UV Protection.
- 0.3ft3 / 8.5L Sealed Type Enclosure.
- Damping Material for Better Subwoofers Performance.
- Black OEM Finish

WHAT'S IN THE BOX

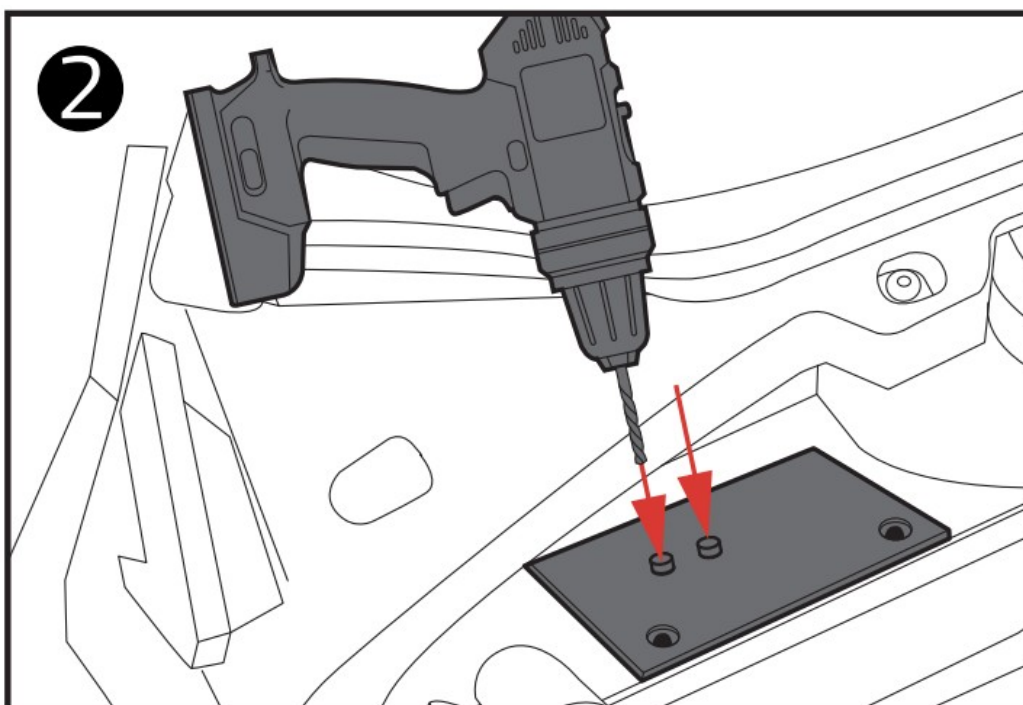
- Subwoofer Enclosure with Two ZR6.4D Subwoofers
- Mounting Bracket
- 2 x M8 x 1" Screws and washers
- 6mm Allen key

INSTALLATION

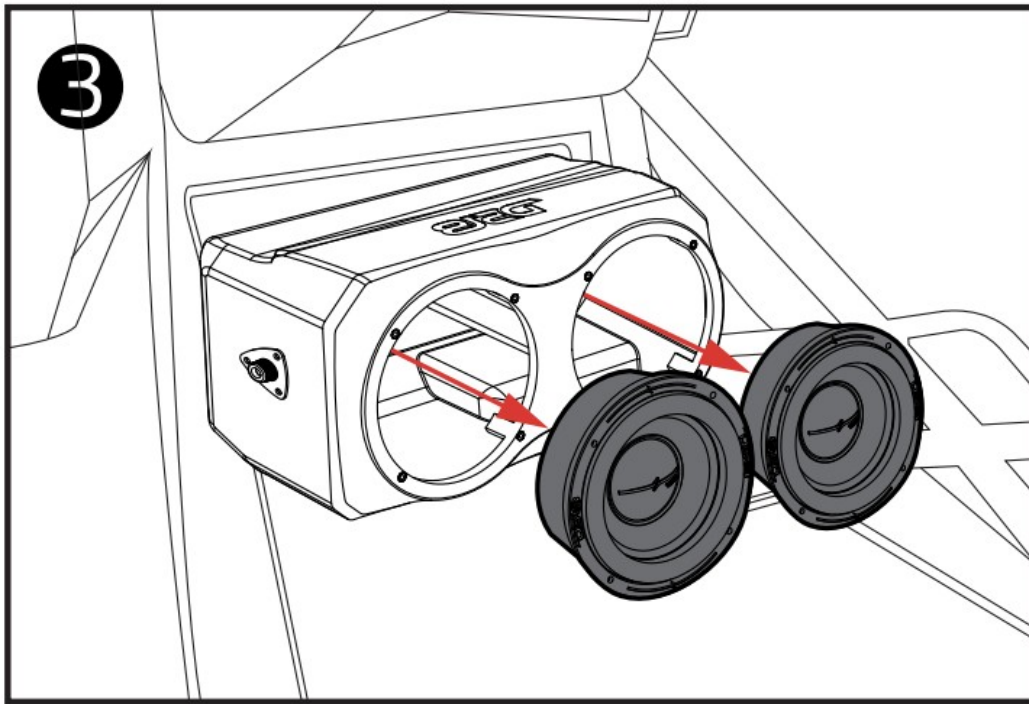
Open the hood of the Slingshot to get access to the engine bay and look at the glovebox area in the passenger side, you will see a plane area where two pins will align with the bracket provide. (Picture 1)



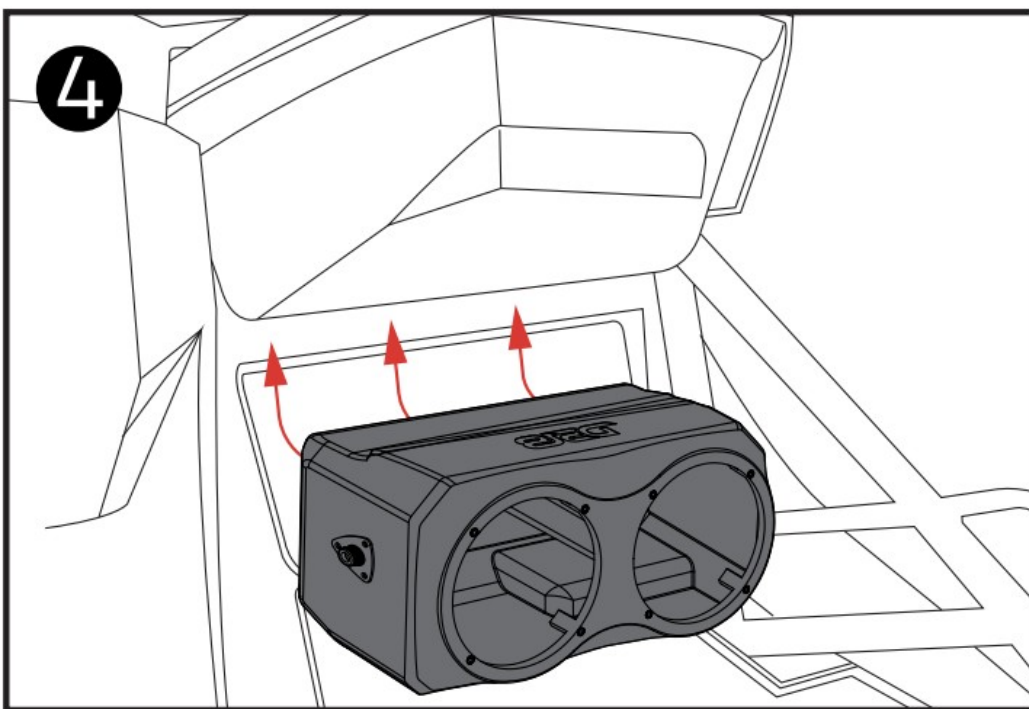
For the pass-through screws, if you have a 2017-Up all the holes are pre-drilled from factory, for older model you need to open these two holes using a 1/2" drill bit. (Picture 2)



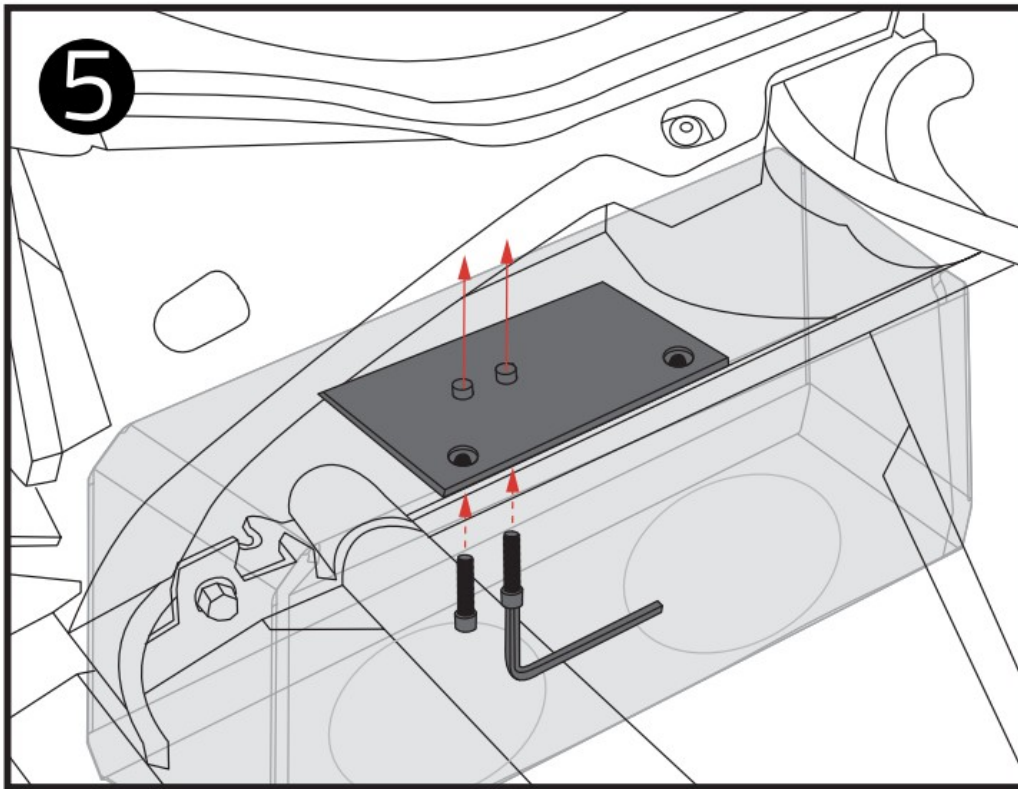
Remove the Subwoofers from the enclosure and remove the damping material to get access to the mounting location. (Picture 3)



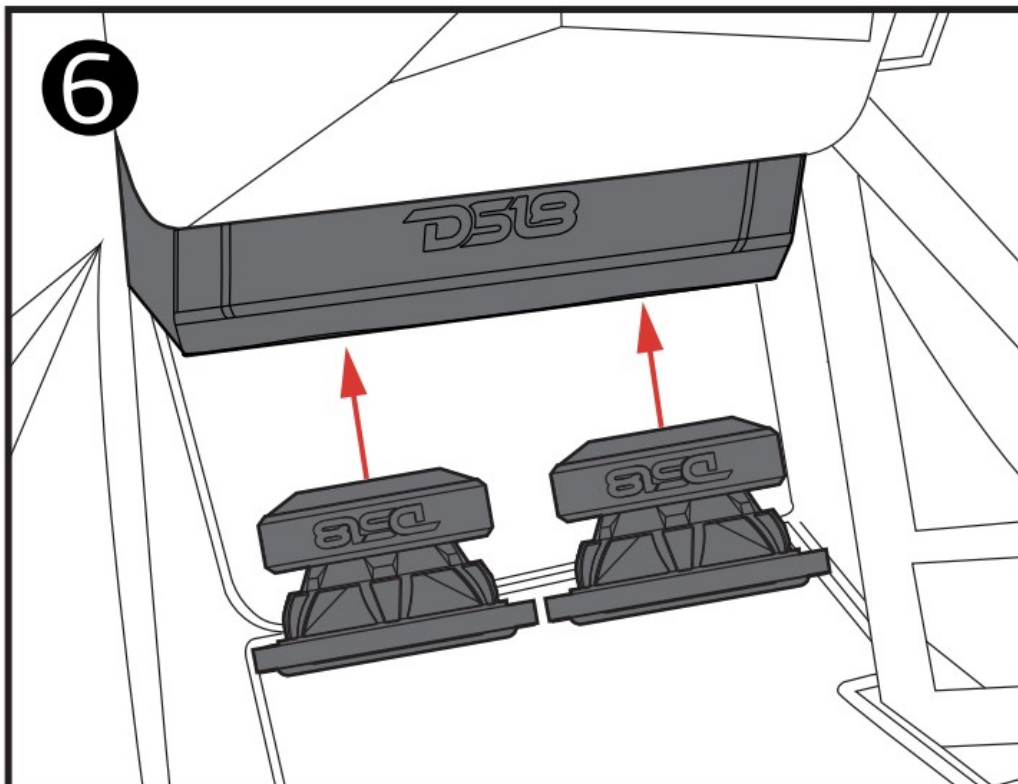
Place the enclosure in the final location under the dash with subwoofer holes facing down. (Picture 4)



Then use the included M8 screws and insert them from the inside of the box, align it with the previously opened holes, using the supplied Allen key, tighten it as far as it will go by hand. (Picture 5)



Do not forget to put back the damping material and install back the Subwoofers, be careful not to over-tighten or the hole may be damaged and not properly secure the subwoofer. (Picture 6)



This kit needs an aftermarket amp pre-installed with the speaker wires in this location, only after this step can you install the speakers using the aftermarket amp's speaker wire.
This concludes the installation of the SLG-UDSD6LD and it is ready to enjoy your new sound system upgrade!

SPECIFICATIONS

Speaker Size 2 x 6.5"

Total Impedance 1 Ohms
 Total RMS Power Handling 600W
 Total MAX Power Handling 1200W
 Sensitivity (1w/1m) 90dB
 Frequency Response 38Hz-200Hz
 Recommended Lo Pass Crossover 20Hz

SPEAKER SPECIFICATIONS:

Voice Coil Diameter 1.5" / 38.8mm
 Voice Coil Former Material Aluminum
 Winding Material Copper
 Cone Material Non-Pressed Paper
 Dust Cap Material PPI
 Surround Material Foam
 Basket Material Steel
 Magnet Material Ferrite
 Magnet Weight 50 Oz

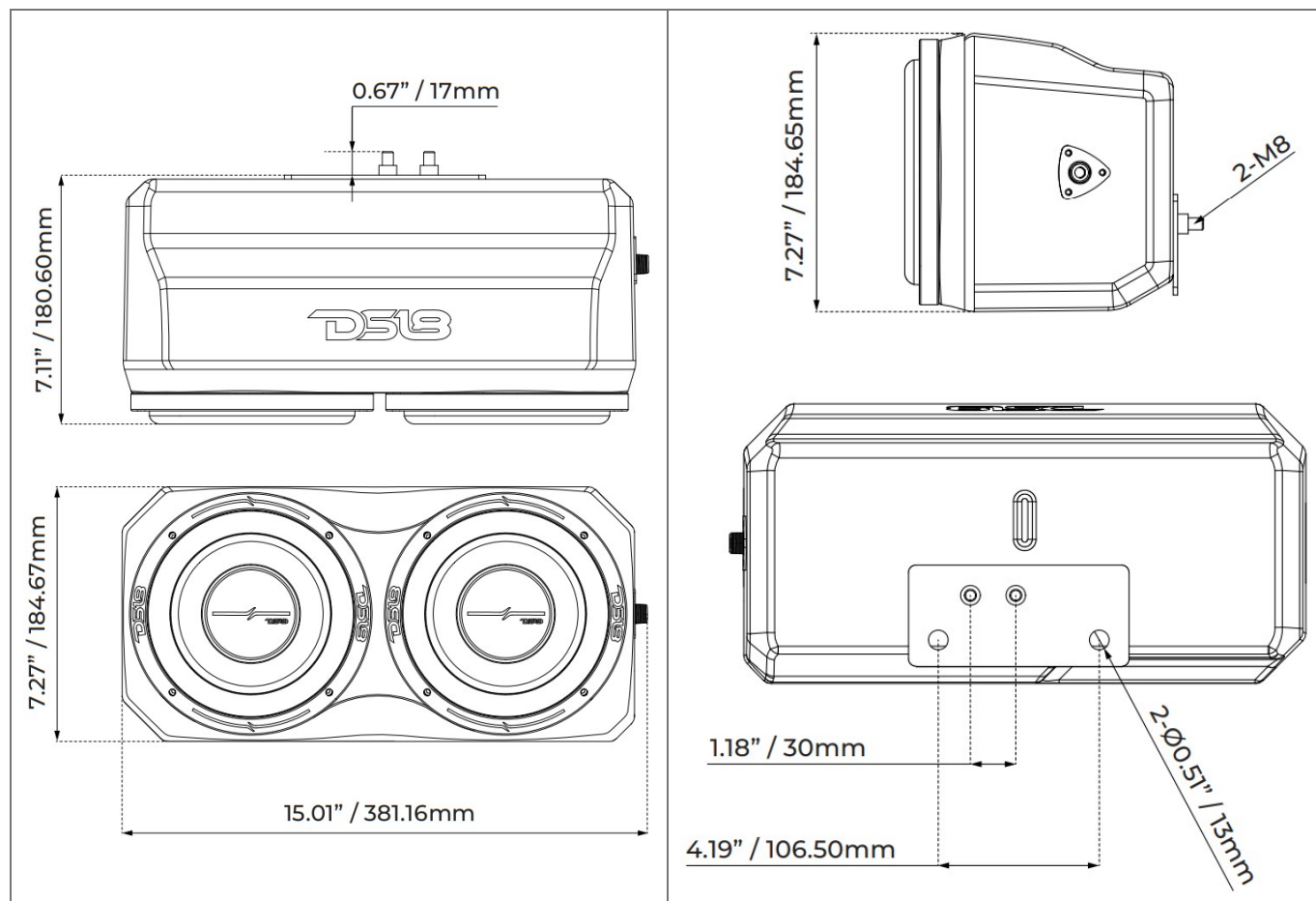
BOX SPECIFICATIONS:

Internal Volume 0.3ft3 / 8.5L
 Load Configuration Parallel
 Box Type Sealed
 Box Material Polyethylene (PE)
 Finish Material Black
 -3Db Dropping Point (F3)..... 42Hz

MEASUREMENT:

Overall Height 6" / 152.4mm
 Overall Width 14.6" / 372mm
 Overall Depth 7.2" / 183mm

MEASUREMENTS :



WARRANTY

Please visit our website DS18.com for more information on our warranty policy.
We reserve the right to change products and specifications at any time without notice.
Images may or may not include optional equipment.




WARNING:

Cancer and Reproductive Harm.

www.P65Warning.ca.gov



Documents / Resources

	<p>DS18 SLG-UDSD6LD Polaris Slingshot Under Dash Enclosure [pdf] Owner's Manual SLG-UDSD6LD, ZR6.4D, SLG-UDSD6LD Polaris Slingshot Under Dash Enclosure, Polaris Slingshot Under Dash Enclosure, Slingshot Under Dash Enclosure, Under Dash Enclosure, Dash Enclosure, Enclosure</p>
---	--

References

- [Official DS18 Pro Audio Store - Speakers, Subwoofers, Amps & More!](#)

[Manuals+](#).